

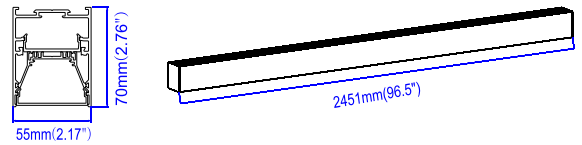
Features

- Aluminum 6063, good heat radiation with long lifespan;
- Choose CCT through DIP Switch;
- High lighting efficiency, save energy;
- Long lifespan, ≥ 50000 hours;
- Light source adopts LM-80 certified LED;
- Long distance control range;

Parameter

Size	2451mm(8.04ft)X55mm(0.18ft)X70mm(0.23ft)
Beam angle	96°(PDM)
Working voltage	100~240VAC /50~60Hz
PF	≥ 0.9
Max power	61W (7.8W/ft)
CCT	3000K/ 4000K/6000K Dip switch optional
CRI	80+/90+
Lumen	6200/6320/6000 lm(775/790/750 lm/ft)
Energy efficiency	A+
Dimming range	0~100%
Operating temperature	-15°C~+45°C
Storage temperature	-40°C~+60°C
Humidity	40~75% RH
IP grade	IP40
Installation way	Surface installation
Package size	2570mm(8.43ft)X115mm(0.38ft)X92mm(0.3ft)
Gross Weight	6.43Kg
Max Length Input Current	6A

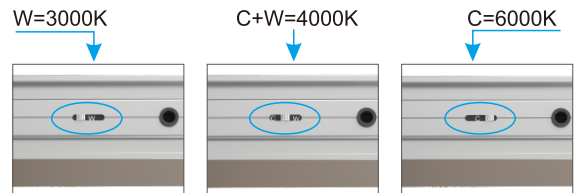
Size



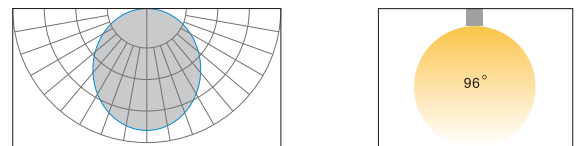
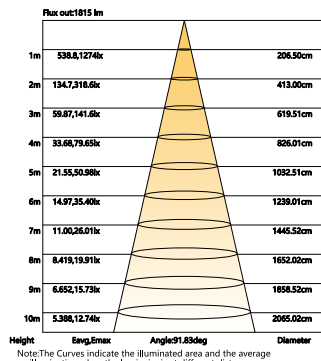
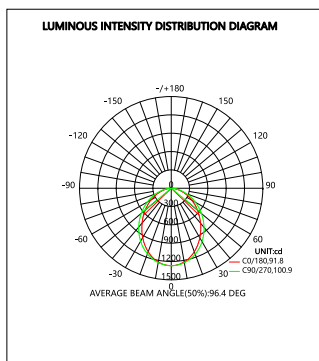
Standard color



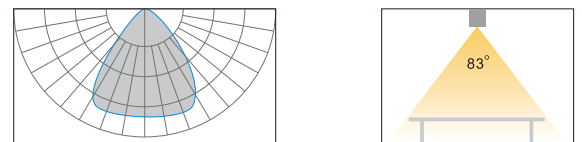
Choice CCT



Test report



PDM



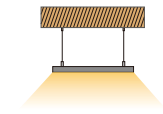
UGR<19

Remark:

- Output data is from test result of 4ft PDM linear light fixture;
- Tolerance $\pm 10\%$;

Optional accessories

Installation accessories



• Pendant



L-PTB



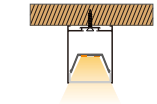
L-PT



L-PTB-NPF



L-PTB-PF



• Ceiling mounted



L-SM



• Wall mounted



L457-WM

L-PTB: pendant wires with canopy

L-PT :pendant wires without canopy

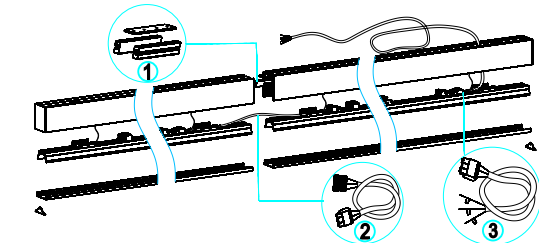
L-PTB-NPF : pendant wire + canopy without cable hole

L-PTB-PF : pendant wire + canopy with cable hole

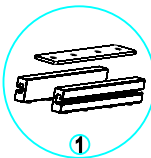
L-SM : screw for ceiling mounted

L457-WM : wall mounted clip

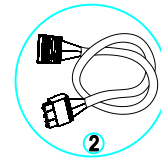
Connection solution



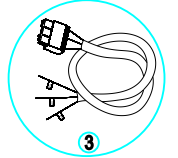
• Connection



L45-180



L-CH



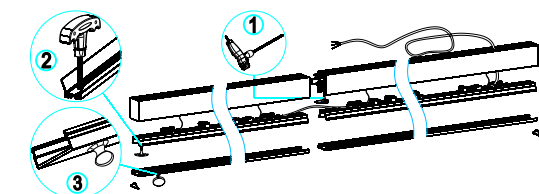
Ac in line

L45-180: straight connector

L-CH: electric connection cable

Ac in line: AC input cable

Disassembly tool



• Tool



L-IT



L-DA-D



L-DA-A

L-IT: hexagonal screw driver

L-DA-D: disassembly tool

L-DA-A: Rubber sucker