




山盛凿岩钎具

**SANSUNG TOPHAMMER DRILLING TOOLS**



## 厦门山盛矿山设备有限公司

地址：厦门市集美区灌口镇上塘村林尾社187号1楼

电话：0592-5655114

手机：13395999538

网址：[www.san-sung.com](http://www.san-sung.com) [www.airpushingbag.com](http://www.airpushingbag.com)

## **XIAMEN SANSUNG MINING EQUIPMENT CO., LTD**

Address: 1F, No. 187, Linwei, Shangtang, Guankou, Jimei District, Xiamen, China

Tel.: +86 (0)592-5655114

Mobile: +86 13696975125 / 13666089747

Email: [info@san-sung.com](mailto:info@san-sung.com), [sales@san-sung.com](mailto:sales@san-sung.com)

Website: [www.san-sung.com](http://www.san-sung.com) [www.crackagent.com](http://www.crackagent.com)



厦门山盛矿山设备有限公司  
Xiamen Sansung Mining Equipment Co., Ltd



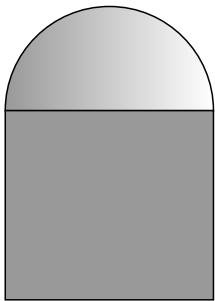
# CATALOGUE GUIDE

Information & classification guides	P2
Small hole drilling	P6
Drifting & tunneling	P12
Bench & long hole drilling	P22
Shank adapters	P34

Information & classification guides

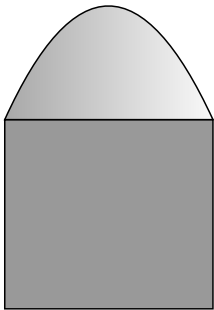
# Guides

## Carbide profile design



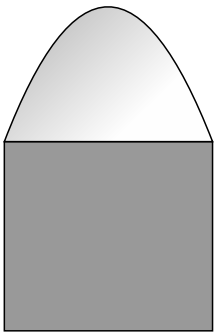
**Round Hemispherical**

HS=hemispherical button  
Usually for very hard rock



**Ballistic**

BL=ballistic button  
Usually for medium hard rock



**Parabolic Semiballistic**

PR=parabolic button  
Usually for medium hard rock

## Guide of product code

### Integral drill rod & plug hole drill rod

11	22	08	32
11: integral drill rod 12: plug hole drill rod	19: hex.19mm 22: hex.22mm 25: hex.25mm	Length: 800mm	head diameter: 32mm

### Tapered drill rod

21	22	08	12
21: tapered drill rod	22: hex.22mm 25: hex.25mm	Length: 800mm	taper degree: 12°

### Tapered drill bit

31	22	07	32	12
31: button bit 32: chisel bit 33: cross bit	22: hex.22mm 25: hex.25mm	buttons numbers: 7	head diameter: 32mm	taper degree: 12°

### Thread drill bit

41	89	T38	12	SF
41: button bit 42: cross bit 43: chisel bit	head diameter 89mm	thread T38	buttons number	SF: standard body/flat face SD: standard body/drop center PB: pilot bit DB: dome bit RB: reaming bit

### Drifter rod

51	32	T38	R32	24
51: hexagon rod 52: round rod	rod diameter 32mm	T38 thread on shank end	R32 thread on bit end	rod length 2400mm

### Extension rod

61	38	T38	36
61: hexagon rod 62: round rod	rod diameter 38mm	thread T38	rod length 3600mm

Information & classification guides

# Guides

Guide of product code

MF rod

71	38	T38	MF	36
71: hexagon rod 72: round rod 73: guide tube	rod diameter 38mm	thread T38	MF Rod	rod length 3660mm

Shank adapter

A	75	L550	T38	D52	F
A: shank adapter	spline length 75mm	length 550mm	thread T38	diameter 52mm	end thread female

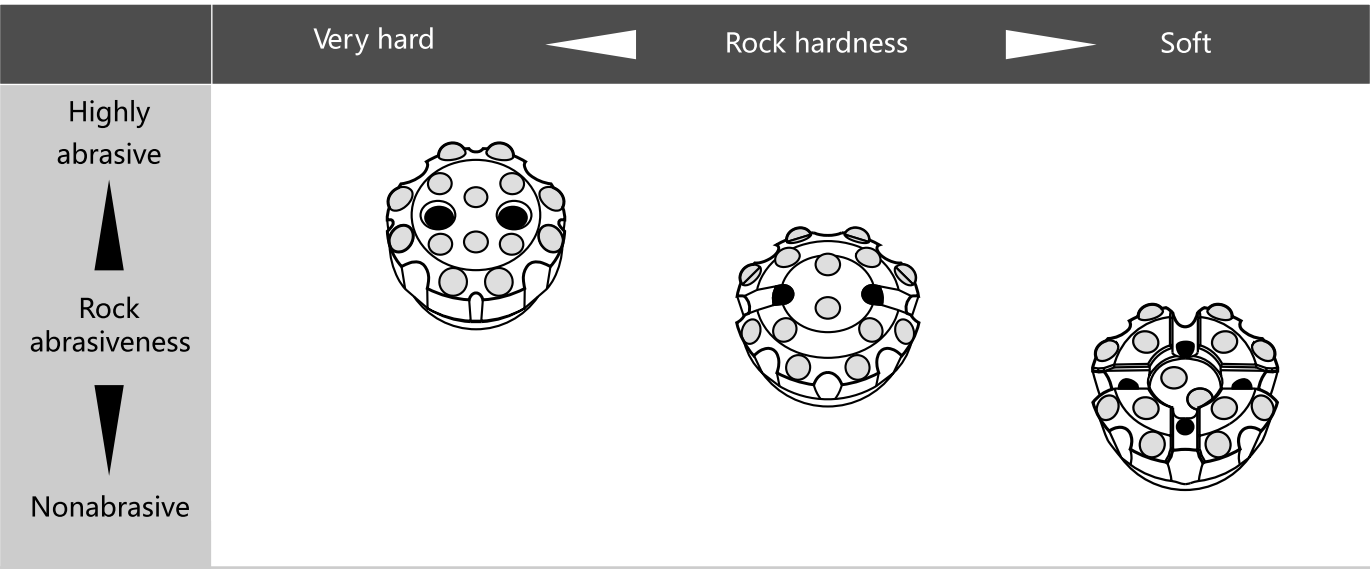
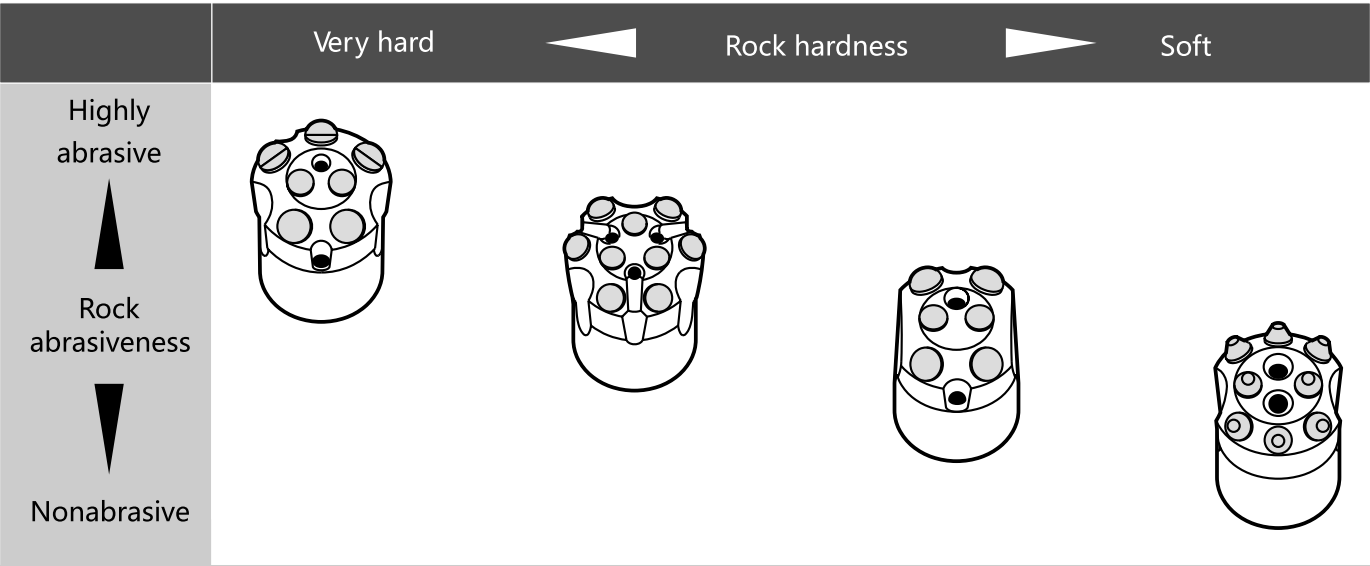
Auxiliary tools

91	R32/T38	45	225
91: bit adapter 92: reduction coupling	thread: R32 thread: T38	diameter 45mm	length 225mm

Auxiliary tools

93	49	R32	300
93: fishing tools	D: 49mm	thread: R32	length: 300mm

BIT SELECTION GUIDE





### Small hole drilling

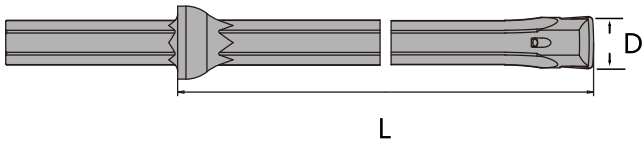
Integral equipment  
Tapered equipment

### Integral equipment

## Small hole Drilling

#### Integral drill rod

Hex22\*108mm shank (4 1/4")



Series	L			D		Part no.
	mm	ft	in	mm	in	
11	800	2	7	34	1 11/32	1122-0834
	1600	5	3	33	1 19/64	1122-1633
	2400	7	10	32	1 1/4	1122-2432
	3200	10	6	31	1 7/32	1122-3231
	4000	13	1	30	1 3/16	1122-4030
	4800	15	9	29	1 9/64	1122-4829
12	800	2	7	40	1 37/64	1122-0840
	1600	5	3	39	1 17/32	1122-1639
	2400	7	10	38	1 1/2	1122-2438
	3200	10	6	37	1 29/64	1122-3237
	4000	13	1	36	1 27/64	1122-4036
	4800	15	9	35	1 3/8	1122-4835
13	400	1	4	34	1 11/32	1122-0434
	800	2	7	33	1 19/64	1122-0833
	1200	3	11	32	1 1/4	1122-1232
	1600	5	3	31	1 7/32	1122-1631
	2000	6	7	30	1 3/16	1122-2030
16	600	2	-	35	1 3/8	1122-0635
	1200	3	11	34	1 11/32	1122-1234
	1800	5	11	33	1 19/64	1122-1833
	2400	7	10	32	1 1/4	1122-2432
17	600	2	-	41	1 5/8	1122-0641
	1200	3	11	40	1 37/64	1122-1240
	1800	5	11	39	1 17/32	1122-1839
	2400	7	10	38	1 1/2	1122-2438

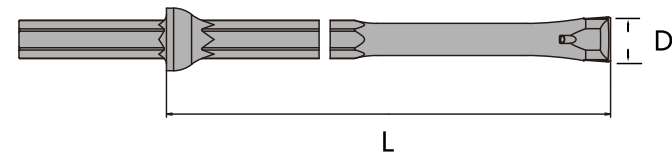
Integral equipment

Small hole

# Drilling

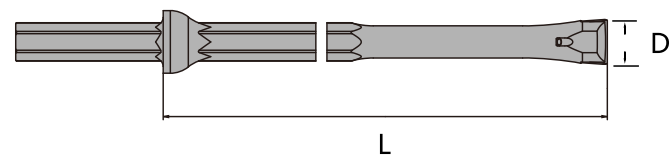
Plug hole drill rod

Hex19\*108mm shank



	L		D		Part no.
	mm	foot/inch	mm	in	
	260	10 1/4"	20	25/32	1219-02620
	260	10 1/4"	22	7/8	1219-02622
	310	1'1/4"	22	7/8	1219-03122
	340	1'1 3/8"	22	7/8	1219-03422

Hex22\*108mm shank

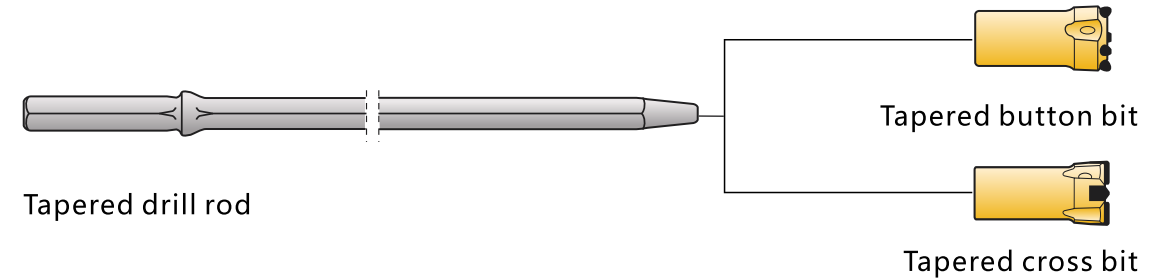


260	10 1/4"	23	15/16	1222-02623
320	1'1/2"	23	15/16	1222-03223
360	1'2 1/8"	23	15/16	1222-03623
410	1'4 1/8"	23	15/16	1222-04123
600	1'11 5/8"	26	1 1/32	1222-06026

Tapered equipment

Small hole

# Drilling



Tapered drill rod



22mm (7/8") hex rod


108mm (4 1/4") shank


Note: 4°46' and 6° taper are also available


	Length		Part no.	Weight approx. kg
	mm	foot/inch		
7°	400	1' 3 3/4"	2122-0407	1.2
	800	2' 7 1/2"	2122-0807	2.4
	1830	6'	2122-1807	5.6
	2000	6' 6 3/4"	2122-2007	6.1
	2435	8'	2122-2407	7.3
	3050	10'	2122-3007	9.2
	3200	10' 6"	2122-3207	9.6
	4000	13' 1 3/8"	2122-4007	12.1
	610	2'	2122-0611	1.8
	1220	4'	2122-1211	3.7
11°	1525	5'	2122-1511	4.6
	1830	6'	2122-1811	5.6
	2000	6' 6 3/4"	2122-2011	6.1
	2435	8'	2122-2411	7.3
	2600	8' 6 5/16"	2122-2611	7.9
	3200	10' 6"	2122-3211	9.6
	3655	12'	2122-3611	11
	4000	13' 1 3/8"	2122-4011	12.1
	610	2'	2122-0612	1.8
	1220	4'	2122-1212	3.7
12°	1525	5'	2122-1512	4.6
	1830	6'	2122-1812	5.6
	2000	6' 6 3/4"	2122-2012	6.1
	2435	8'	2122-2412	7.3
	3050	10'	2122-3012	9.2
	3200	10' 6"	2122-3212	9.6
	3655	12'	2122-3612	11
	3965	13'	2122-3912	11.9


# Small hole Drilling

## Integral equipment

Tapered button bit	Diameter		Buttons, mm		Flushing hole		Length	Part no.
	mm	inch	Front No size	Gauge No size	Side	Center	mm	
 22 mm (7/8") rod. <b>7°</b>	32	1 1/4	2×7	5×7	1	2	80	3122-073207
	33	1 19/64	2×7	5×7	1	2	80	3122-073307
	35	1 3/8	2×7	5×8	1	2	80	3122-073507
	38	1 1/2	2×7	5×8	1	2	80	3122-073807

 22 mm (7/8") rod. <b>11°</b>	32	1 1/4	2×7	5×7	1	1	50/55	3122-113207
	34	1 11/32	2×7	5×7	1	1	50/55	3122-113407
	36	1 3/8	2×7	5×8	1	1	50/55	3122-113607
	38	1 1/2	2×7	5×8	1	1	50/55	3122-113807
	40	1 37/64	2×8	5×9	1	1	50/55	3122-114007

 22 mm (7/8") rod. <b>12°</b>	30	1 3/16	1×7	4×7	1	1	50/55	3122-123005
	32	1 1/4	2×7	5×7	1	1	50/55	3122-123207
	33	1 19/64	2×7	5×7	1	2	71	3122-123307
	34	1 11/32	2×7	5×7	1	1	50/55	3122-123407
	35	1 3/8	2×7	5×8	1	2	71	3122-123507
	36	1 3/8	2×7	5×8	1	1	50/55	3122-123607
	38	1 1/2	2×7	5×8	1	1	50/55	3122-123807
	40	1 37/64	2×8	5×9	1	1	50/55	3122-124007
	41	1 5/8	2×8	5×9	1	1	50/55	3122-124107

Tapered cross bit								
 22 mm (7/8") rod. <b>12°</b>	30	1 3/16	-	-	1	2	71	3322-1230
	32	1 1/4	-	-	1	2	71	3322-1232
	34	1 11/32	-	-	1	2	71	3322-1234
	36	1 3/8	-	-	1	2	71	3322-1236
	38	1 1/2	-	-	1	2	71	3322-1238
	40	1 37/64	-	-	1	2	71	3322-1240

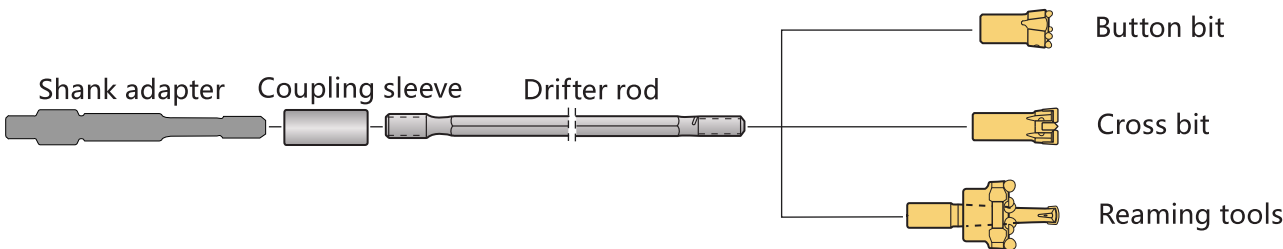
Note: 4°46' and 6° taper are also available









# Drifting & tunnelng

R25 (1")



Button bit	Diameter		Buttons, mm		Flushing hole		Part no.
	mm	inch	Front No size	Gauge No size	Side	Center	
 	33	1 19/64	2×7	5×7	1	1	4133R25-07SF
	35	1 3/8	2×7	5×8	1	1	4135R25-07SF
	38	1 1/2	2×7	5×9	1	1	4138R25-07SF
	41	1 5/8	2×8	5×9	1	1	4141R25-07SF
	45	1 3/4	2×9	6×9	1	2	4145R25-08SF
	48	1 7/8	2×9	6×10	1	2	4148R25-08SF
	51	2	2×10	6×10	1	2	4151R25-08SF
 	35	1 3/8	-	-	2	1	4235R25-SF
	38	1 1/2	-	-	2	1	4238R25-SF
	41	1 5/8	-	-	2	1	4241R25-SF

## Drifting & tunneling



R25

R28

R32

	26	1 1/32	-	-	-	-	4326R25-PB
---	----	--------	---	---	---	---	------------

Pilot bit, 6° taper. L=265mm

		64	2 1/2	4×8	8×9	-	-	4164R25-12RB
		76	3	4×10	8×10	-	-	4176R25-12RB
		89	3 1/2	6×10	8×12	-	-	4189R25-14RB

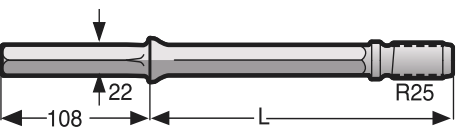
Reaming bit, 6° taper

# Drifting & tunneling

R25 (1")

## Drill rod

shank rod, Hex 22 - R25



	L		D		Part no.
	mm	foot/inch	mm	in	
	255	10 3/64"	22	7/8	5122-H22R25-02
	610	2'	22	7/8	5122-H22R25-06
	1000	3' 3"	22	7/8	5122-H22R25-10
	1220	4"	22	7/8	5122-H22R25-12
	1830	6'	22	7/8	5122-H22R25-18

Extension rod, R25 - Hex 25 - R25



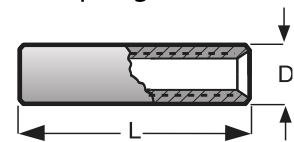
915	3'	25	1"	5125-R25R25-09
1220	4'	25	1"	5125-R25R25-12
1525	5'	25	1"	5125-R25R25-15
1830	6'	25	1"	5125-R25R25-18
2435	8'	25	1"	5125-R25R25-24
3050	10'	25	1"	5125-R25R25-30

Drifter rod, R32 - Hex 25 - R25



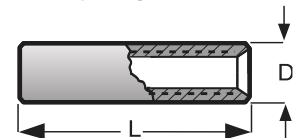
1870	6' 1 5/8"	25	1"	5125-R32R25-18
2175	7' 1 5/8"	25	1"	5125-R32R25-21
2630	8' 7 1/2"	25	1"	5125-R32R25-26
2935	9' 7 1/2"	25	1"	5125-R32R25-29
3090	10' 1 5/8"	25	1"	5125-R32R25-30
3700	12' 1 5/8"	25	1"	5125-R32R25-37

Coupling sleeve, R25 - R25



160	6 1/4"	35	1 3/8"	CS35-R25R25-16
-----	--------	----	--------	----------------

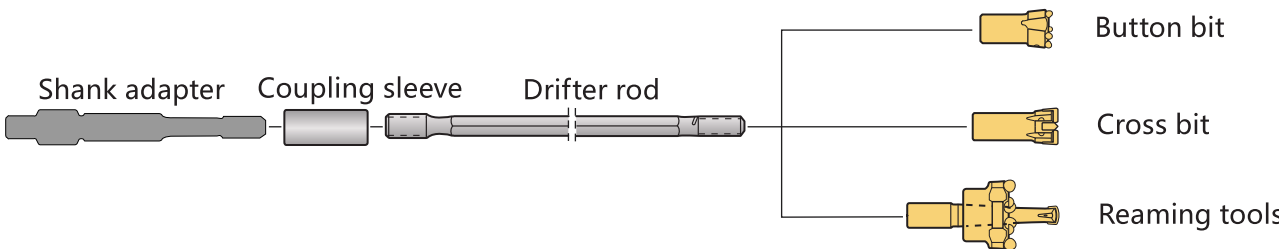
Coupling sleeve, R32 - R32



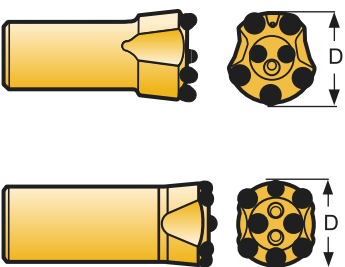
150	5 29/32"	44	1 47/64"	CS44-R32R32-15
-----	----------	----	----------	----------------

# Drifting & tunneling

R28 (1 1/8")



## Button bit



Diameter		Buttons, mm		Flushing hole		Part no.
mm	inch	Front No size	Gauge No size	Side	Center	
38	1 1/2	2×7	5×9	1	1	4138R28-07SF
41	1 5/8	2×8	5×9	1	1	4141R28-07SF
45	1 3/4	2×9	6×9	1	1	4145R28-08SF
48	1 7/8	2×9	6×10	1	1	4148R28-08SF
51	2	2×10	6×10	1	1	4151R28-08SF




38	1 1/2	-	-	2	1	4238R28-SF
41	1 5/8	-	-	2	1	4241R28-SF

## Reaming tools



26	1 1/32	-	-	-	-	4326R28-PB
----	--------	---	---	---	---	------------

Pilot bit, 6° taper. L=285mm



64	2 1/2	4×8	8×9	-	-	4164R28-12RB
76	3	4×10	8×10	-	-	4176R28-12RB
89	3 1/2	6×10	8×12	-	-	4189R28-14RB

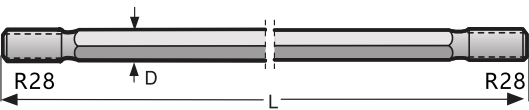
Reaming bit, 6° taper

Drifting & tunneling

R28 (1 1/8")

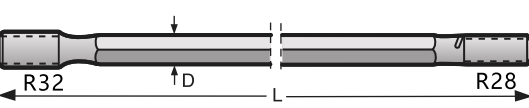
Drill rod

Extension rod, R28 - Hex 28 - R28



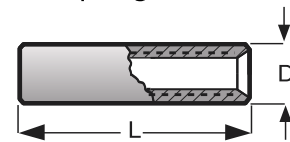
	L		D		Part no.
	mm	foot/inch	mm	in	
Extension rod, R28 - Hex 28 - R28	3050	10'	28	1 1/8"	5128-R28R28-30

Drifter rod, R32 - Hex 28 - R28



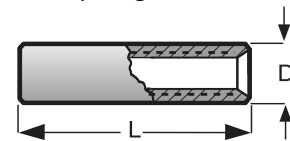
2475	8' 1 1/2"	28	1 1/8"	5128-R32R28-24
2785	9' 1 5/8"	28	1 1/8"	5128-R32R28-27
3090	10' 1 5/8"	28	1 1/8"	5128-R32R28-30
3700	12' 1 5/8"	28	1 1/8"	5128-R32R28-37
4305	14' 1 1/2"	28	1 1/8"	5128-R32R28-43

Coupling sleeve, R28 - R28



150	5 29/32"	40	1 37/64"	CS40-R28R28-15
-----	----------	----	----------	----------------

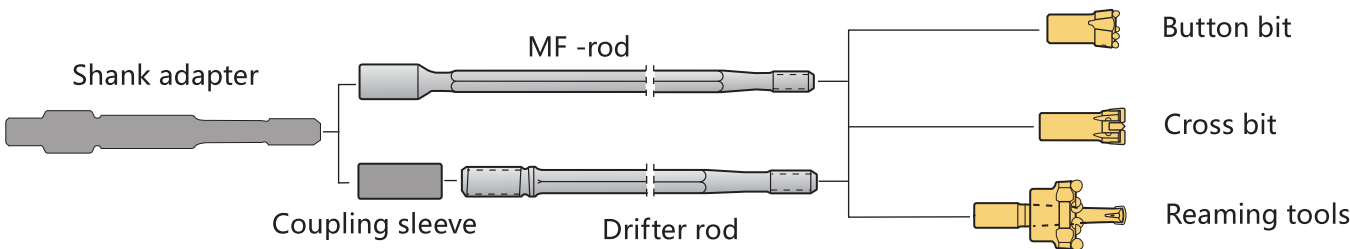
Coupling sleeve, R32 - R32



150	5 29/32"	44	1 47/64"	CS44-R32R32-15
-----	----------	----	----------	----------------

Drifting & tunneling

R32 (1 1/4")



Button bit



	Diameter		Buttons, mm		Flushing hole		Part no.
	mm	inch	Front No size	Gauge No size	Side	Center	
41	41	1 5/8	2×8	5×9	1	1	4141R32-07SF
43	43	1 11/16	2×9	5×10	2	1	4143R32-07SF
45	45	1 3/4	2×9	5×11	2	1	4145R32-07SF
48	48	1 7/8	2×9	5×11	2	1	4148R32-07SF
51	51	2	2×10	5×12	2	1	4151R32-07SF



43	43	1 11/16	2×9	6×9	2	2	4143R32-08SF
45	45	1 3/4	2×9	2×10	2	2	4145R32-08SF



45	45	1 3/4	3×8	6×10	-	3	4145R32-09SF
48	48	1 7/8	3×9	6×10	-	3	4148R32-09SF
51	51	2	3×9	6×10	-	3	4151R32-09SF




45	45	1 3/4	-	-	4	1	4245R32-SF
----	----	-------	---	---	---	---	------------

Reaming tools



26	26	1 1/32	-	-	-	-	4326R32-PB
----	----	--------	---	---	---	---	------------

Pilot bit, 6° taper, L=285mm


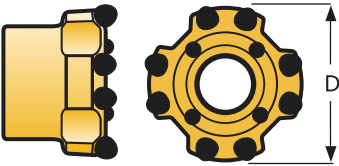



40	40	1 37/64	-	-	-	-	4340R32-PB
----	----	---------	---	---	---	---	------------

Pilot bit, 12° taper, L=278mm




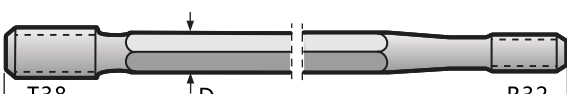

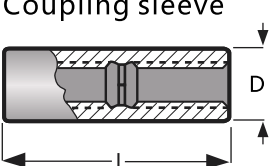
# Drifting & tunneling

R32 (1 1/4")

Reaming tools	Diameter		Buttons, mm		Flushing hole		Part no.
	mm	inch	Front No size	Gauge No size	Side	Center	
	64	2 1/2	4×8	8×9	-	-	4164R32-12RB
	76	3	4×10	8×10	-	-	4176R32-12RB
	89	3 1/2	6×10	8×12	-	-	4189R32-14RB
	89	3 1/2	4×10	8×12	-	-	4189R32-12RB
	102	4'	4×13	8×13	-	-	41102R32-12RB
	127	5'	8×13	8×13	-	-	41127R32-16RB
	102	4'	1×13	16×13	2	2	41102R32-17DB

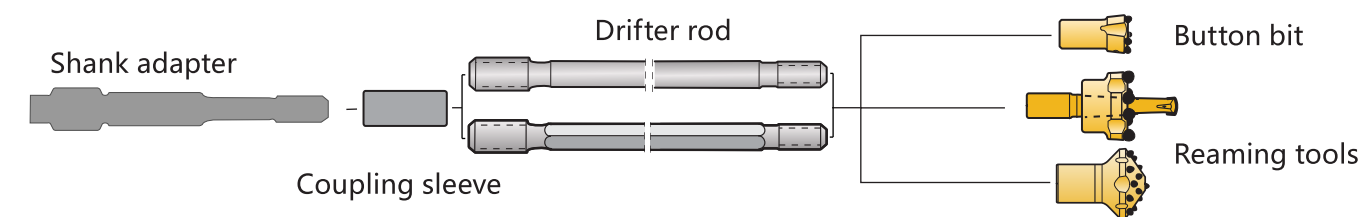
# Drifting & tunneling

R32 (1 1/4")

Drill rod	L		D		Part no.
	mm	foot/inch	mm	in	
	2475	8' 1 1/2"	32	1 1/4	5132-R38R32-24
	3090	10' 1 5/8"	32	1 1/4	5132-R38R32-30
	3700	12' 1 5/8"	32	1 1/4	5132-R38R32-37
	4305	14' 1 1/2"	32	1 1/4	5132-R38R32-43
	4915	16' 1 1/2"	32	1 1/4	5132-R38R32-49
	3090	10' 1 5/8"	35	1 3/8	5135-R38R32-30
	3700	12' 1 5/8"	35	1 3/8	5135-R38R32-37
	4305	14' 1 1/2"	35	1 3/8	5135-R38R32-43
	4915	16' 1 1/2"	35	1 3/8	5135-R38R32-49
	3090	10' 1 5/8"	32	1 1/4	5132-T38R32-30
	3700	12' 1 5/8"	32	1 1/4	5132-T38R32-37
	4305	14' 1 1/2"	32	1 1/4	5132-T38R32-43
	2475	8' 1 1/2"	35	1 3/8	5135-T38R32-24
	3090	10' 1 5/8"	35	1 3/8	5135-T38R32-30
	3700	12' 1 5/8"	35	1 3/8	5135-T38R32-37
	4305	14' 1 1/2"	35	1 3/8	5135-T38R32-43
	4915	16' 1 1/2"	35	1 3/8	5135-T38R32-49
	3700	12' 1 5/8"	35	1 3/8	7135-T38R32-37
	4305	14' 1 1/2"	35	1 3/8	7135-T38R32-43
	R38 - R38	170	6 3/4"	55 2 5/32"	CS55-R38R38-17
	T38 - T38	191	7 1/2"	52 2"	CS52-T38T38-19

Drifting & tunneling


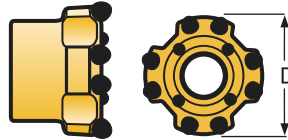
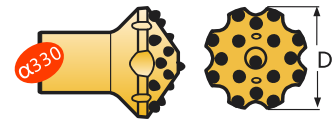
α330



Button bit

Diameter		Buttons, mm		Flushing hole		Part no.
mm	inch	Front No size	Gauge No size	Side	Center	
43	1 11/16	2×9	5×10	2	1	4143A330-07SF
45	1 3/4	2×9	5×11	2	1	4145A330-07SF
48	1 7/8	2×9	5×11	2	1	4148A330-07SF
43	1 11/16	2×9	6×9	2	2	4143A330-08SF
45	1 3/4	2×9	2×10	2	2	4145A330-08SF
45	1 3/4	3×8	6×10	1	3	4145A330-09SF
48	1 7/8	3×9	6×10	1	3	4148A330-09SF
51	2	3×9	6×10	1	3	4151A330-09SF

Reaming tools

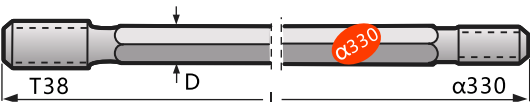
	40	1 37/64	-	-	-	-	4340R32-PB
Pilot bit, 12° taper, L=278mm							
	89	3 1/2	4×10	8×12	-	-	4189A330-12RB
	102	4'	4×13	8×13	-	-	41102A330-12RB
	127	5'	8×13	8×13	-	-	41127A330-16RB
Reaming bit, 12° taper							
	102	4'	1×13	16×13	2	2	41102A330-17DB
Dome bit							

Drifting & tunneling

α330

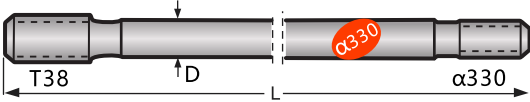
Drill rod

Drifter rod, T38 - Hex 35 - α330



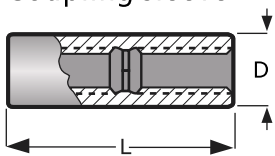
L		D		Part no.
mm	foot/inch	mm	in	
2475	8' 1 1/2"	35	1 3/8	5135-T38A330-24
3090	10' 1 5/8"	35	1 3/8	5135-T38A330-30
3700	12' 1 5/8"	35	1 3/8	5135-T38A330-37
4305	14' 1 1/2"	35	1 3/8	5135-T38A330-43
4915	16' 1 1/2"	35	1 3/8	5135-T38A330-49

Drifter rod, T38 - Round 39 - α330



4305	14' 1 1/2"	39	1 3/8	5239-T38A330-43
4915	16' 1 1/2"	39	1 3/8	5239-T38A330-49

Coupling sleeve



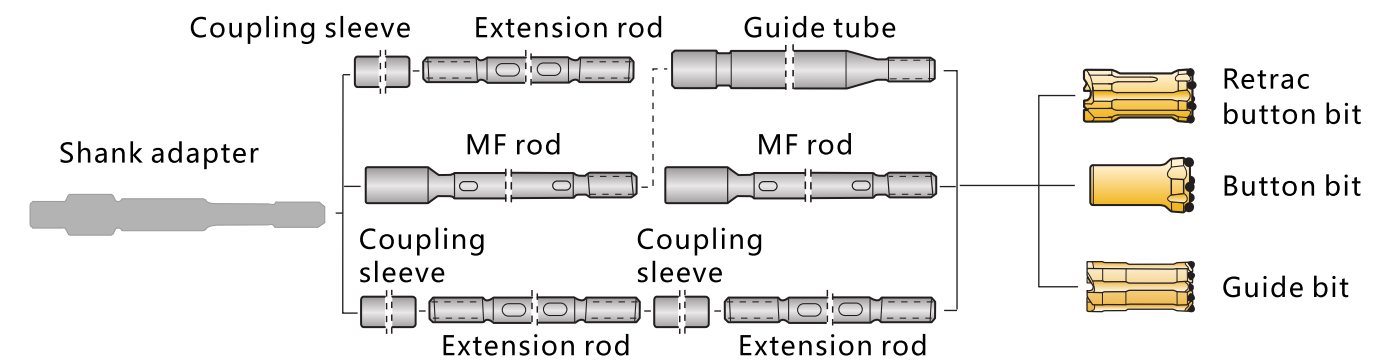
T38 - T38


191	7 1/2"	52	2"	CS52-T38T38-19
-----	--------	----	----	----------------



## Bench & long hole drilling


**R32 (1 1/4")**




<div>  </div> <div>Button bit</div>	Diameter		Buttons, mm		Flushing hole		Part no.
	mm	inch	Front No size	Gauge No size	Side	Center	
	51	2	3×9	6×10	1	3	4151R32-09SF
	57	2 1/4	3×10	6×11	1	3	4157R32-09SF
	64	2 1/2	3×11	6×12	-	3	4164R32-09SF



76	3	4×10	8×10	-	2	4176R32-12SF
----	---	------	------	---	---	--------------



51	2	3×10	6×11	-	3	4151R32-09RF
64	2 1/2	4×10	8×10	-	2	4164R32-12RF



D	51	2	3×8	6×10	-	3	4151R32-09RD
	57	2 1/4	4×8	6×10	-	3	4157R32-10RD

## Bench & long hole drilling

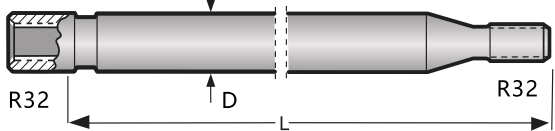
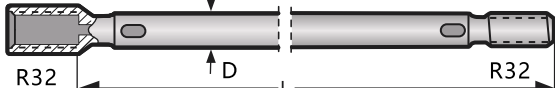
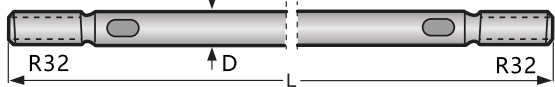
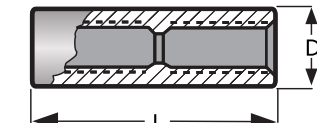
**R32    T35    T38    T45**

**T51   ST58   ST68   GT60**

Bench & long hole drilling

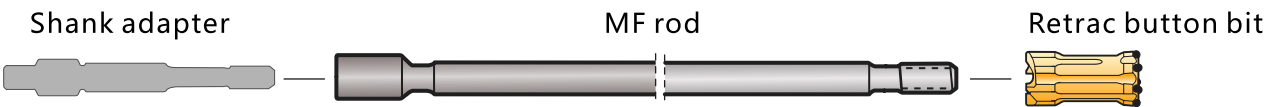
R32 (1 1/4")

Drill rod



	L		D		Part no.
	mm	foot/inch	mm	in	
Guide tube 	1830	6'	46	1 3/4	7346-R32MF-18
	3050	10'	46	1 3/4	7346-R32MF-30
MF rod, R32 - Round 32 - R32 	3050	10'	32	1 1/4	7232-R32MF-30
	3660	12'	32	1 1/4	7232-R32MF-36
Extension rod, R32 - Round 32 - R32 	2435	8'	32	1 1/4	6232-R32-24
	3050	10'	32	1 1/4	6232-R32-30
	3660	12'	32	1 1/4	6232-R32-36
Coupling sleeve 	R32-R32	150	5 29/32"	44 1 47/64"	CS44-R32R32-15

Bench & long hole drilling

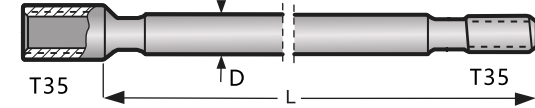
T35 (1 3/8")



Button bit

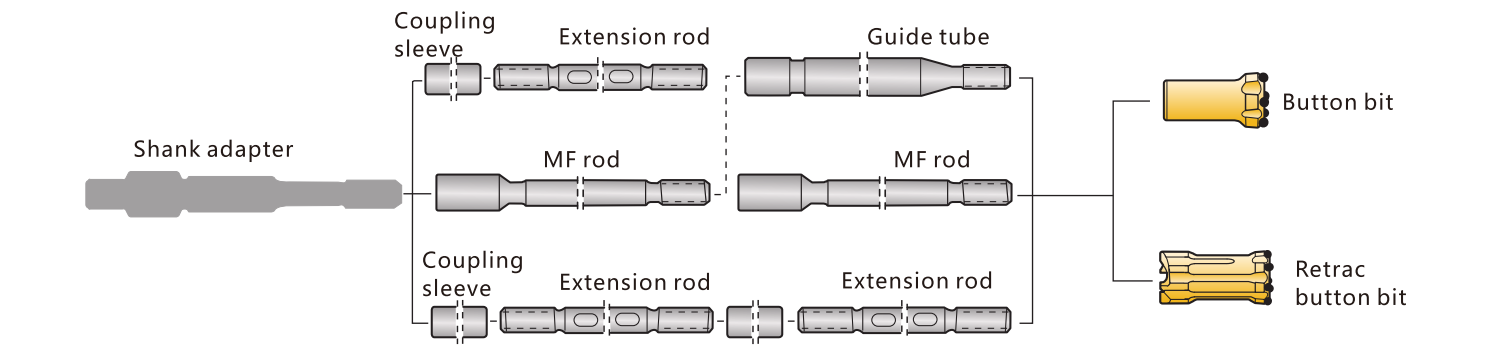
	Diameter		Buttons, mm		Flushing hole		Part no.
	mm	inch	Front No size	Gauge No size	Side	Center	
	54	2 1/8	3×9	6×11	1	3	4154T35-09SF
	54	2 1/8	3×9	6×10	-	3	4154R32-09RF
	57	2 1/4	3×10	6×11	-	3	4157R32-09RF

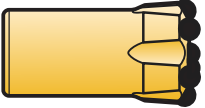


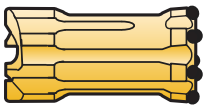
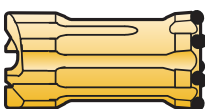
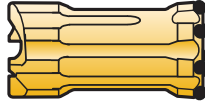

Drill rod

	L		D		Part no.
	mm	foot/inch	mm	in	
MF rod, T35 - Round 39 - T35 	3050	10'	39	1 1/2	7239-T35MF-30
	3660	12'	39	1 1/2	7239-T35MF-36

Bench & long hole drilling

T38 (1 1/2")



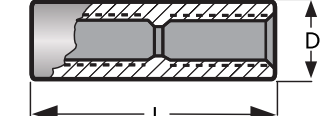
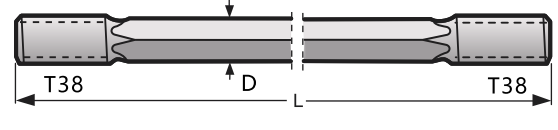
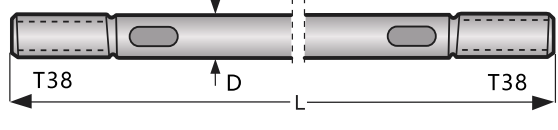
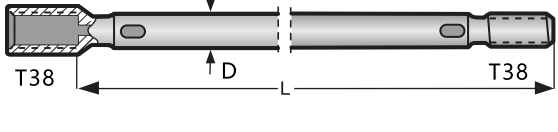
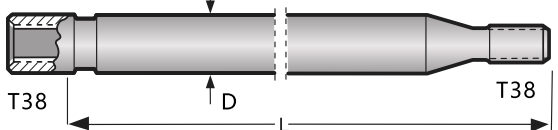
	Diameter		Buttons, mm		Flushing hole		Part no.
	mm	inch	Front No size	Gauge No size	Side	Center	
	54	2 1/8	3×9	6×11	1	3	4154T38-09SF
	64	2 1/2	3×11	6×12	-	3	4164T38-09SF
	70	2 3/4	5×10	8×11	-	4	4170T38-13SD
	76	3	5×11	8×12	-	4	4176T38-13SD
	89	3 1/2	5×12	8×12	-	4	4189T38-13SD
	70	2 3/4	4×8	8×10	1	2	4170T38-12SF
	76	3	6×10	8×11	1	2	4176T38-14SF
	89	3 1/2	6×11	8×12	1	2	4189T38-14SF
	64	2 1/2	3×11	6×12	-	3	4164T38-09RD
	64	2 1/2	5×9	8×10	-	4	4164T38-13RD
	70	2 3/4	5×10	8×11	-	4	4170T38-13RD
	76	3	5×11	8×12	-	4	4176T38-13RD
	64	2 1/2	4×10	8×10	1	2	4164T38-12RF
	76	3	6×10	8×11	1	2	4176T38-14RF
	102	4	4×12	8×12	-	-	41102T38-12RB
	127	5	4×12	8×12	-	-	41127T38-12RB

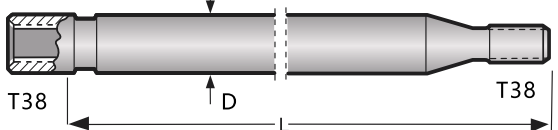
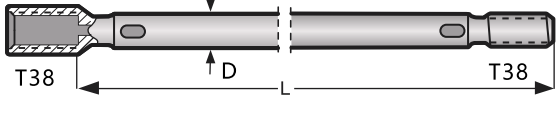
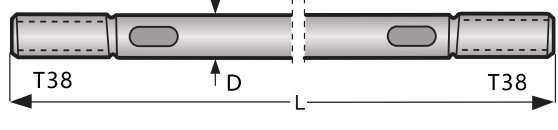
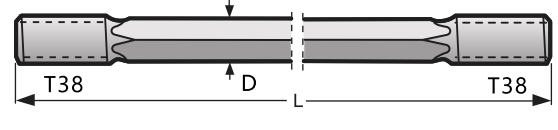
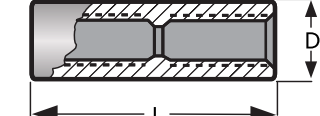
Reaming bit

Bench & long hole drilling

T38 (1 1/2")

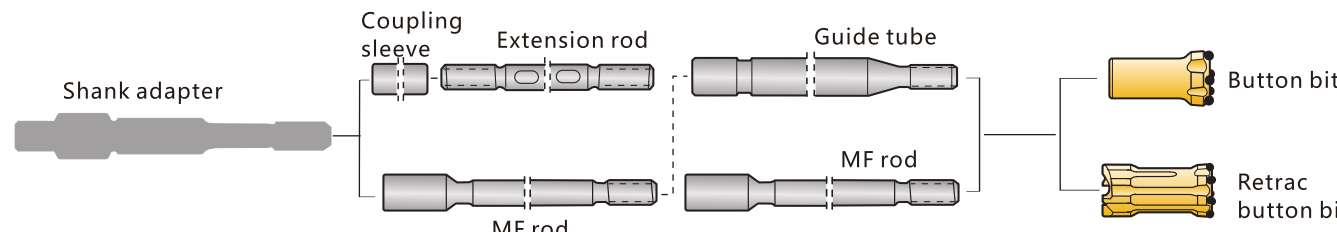
Drill rod

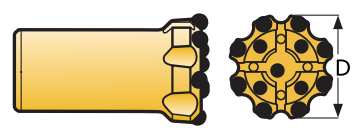
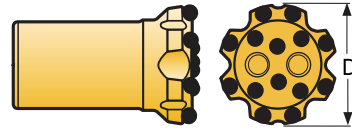
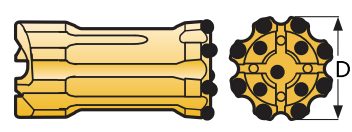
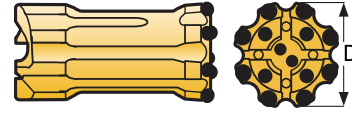
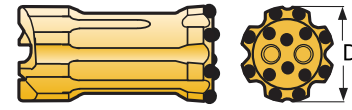
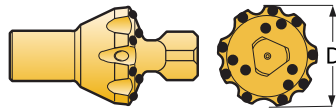


	L		D		Part no.
	mm	foot/inch	mm	in	
	1830	6'	56	2 13/64	7356-T38MF-18
	3660	12'	56	2 13/64	7356-T38MF-36
	915	3'	39	1 1/2	7239-T38MF-09
	1220	4'	39	1 1/2	7239-T38MF-12
	1525	5'	39	1 1/2	7239-T38MF-15
	1830	6'	39	1 1/2	7239-T38MF-18
	3050	10'	39	1 1/2	7239-T38MF-30
	3660	12'	39	1 1/2	7239-T38MF-36
	4265	14'	39	1 1/2	7239-T38MF-42
	3050	10'	39	1 1/2	6239-T38-30
	3660	12'	39	1 1/2	6239-T38-36
	3050	10'	32	1 1/4	6132-T38-30
 T38-T38	191	7 1/2"	55	2 5/32"	CS55-T38T38-19

Bench & long hole drilling

T45 (1 3/4")



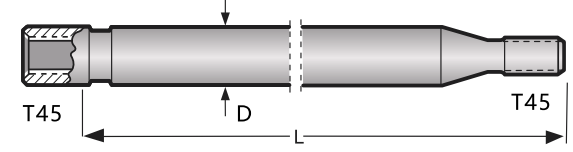
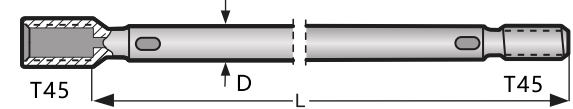
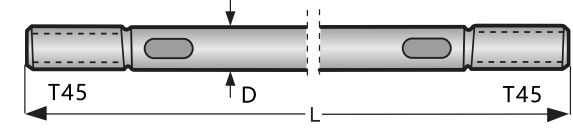
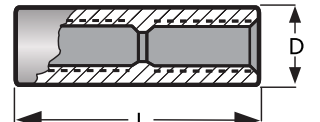
	Diameter		Buttons, mm		Flushing hole		Part no.
	mm	inch	Front No size	Gauge No size	Side	Center	
<b>Button bit</b> 	70	2 3/4	5×10	8×11	-	4	4170T45-13SD
	76	3	5×11	8×12	-	4	4176T45-13SD
	89	3 1/2	5×12	8×13	-	4	4189T45-13SD
	70	2 3/4	4×8	8×10	1	2	4170T45-12SF
	76	3	6×10	8×11	1	2	4176T45-14SF
	89	3 1/2	6×10	9×11	1	3	4189T45-15SF
	70	2 3/4	5×10	8×11	-	4	4170T45-13RD
	76	3	5×11	8×12	-	4	4176T45-13RD
	89	3 1/2	5×12	8×13	-	4	4189T45-13RD
	76	3	6×10	8×11	-	4	4176T45-14RD
	89	3 1/2	6×11	8×12	-	4	4189T45-14RD
	102	4	6×12	8×13	-	4	41102T45-14RD
	76	3	6×10	8×11	1	2	4176T45-14RF
	89	3 1/2	6×10	9×11	1	3	4189T45-15RF
<b>Reaming bit</b> 	127	5	4×9	12×14	-	-	41127T45-16RB
	152	6	4×9	16×14	-	-	41152T45-20RB

Pilot diameter: 64 mm

Bench & long hole drilling

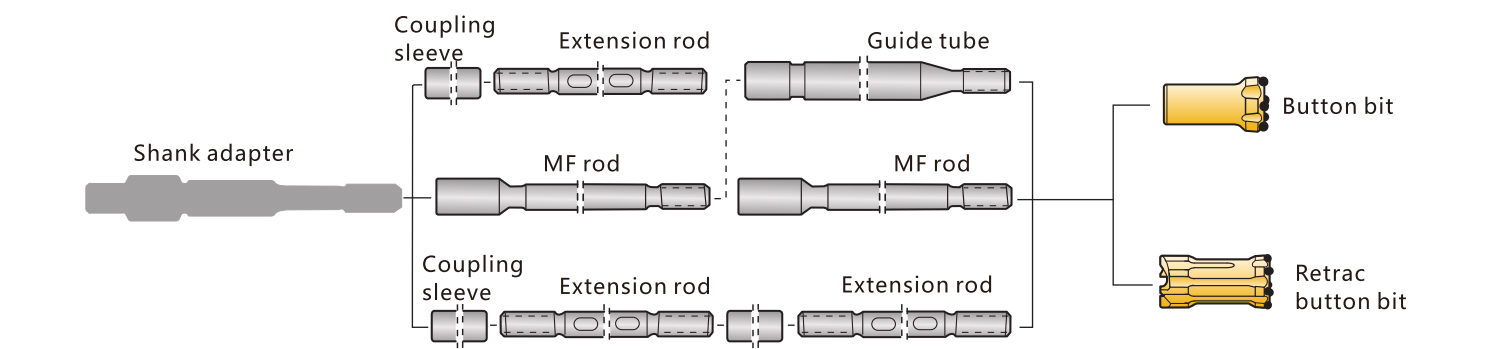


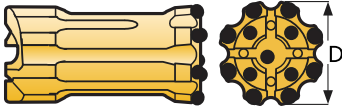

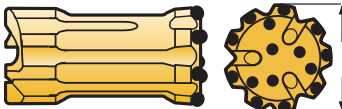
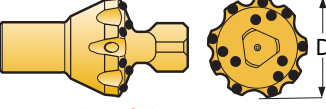
T45 (1 3/4")

**Drill rod**

	L		D		Part no.
	mm	foot/inch	mm	in	
<b>Guide tube</b> 	1830	6'	63	2 31/64"	7363-T45MF-18
	3660	12'	63	2 31/64"	7363-T45MF-36
	3660	12'	76	3	7376-T45MF-36
<b>MF rod, T45- Round 46 - T45</b> 	1220	4'	46	1 3/4"	7246-T45MF-12
	1525	5'	46	1 3/4"	7246-T45MF-15
	1830	6'	46	1 3/4"	7246-T45MF-18
	3050	10'	46	1 3/4"	7246-T45MF-30
	3660	12'	46	1 3/4"	7246-T45MF-36
	4265	14'	46	1 3/4"	7246-T45MF-42
<b>Extension rod, T38- Round 39 - T38</b> 	3050	10'	46	1 3/4"	6246-T45-30
	3660	12'	46	1 3/4"	6246-T45-36
	4265	14'	46	1 3/4"	6246-T45-42
<b>Coupling sleeve</b> 	210	8 1/8"	63	2 31/64"	CS63-T45T45-21

Bench & long hole drilling

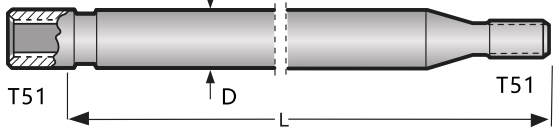
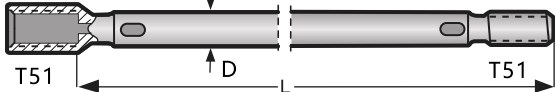
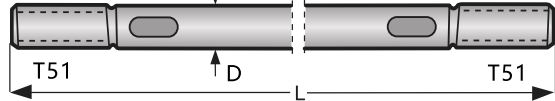
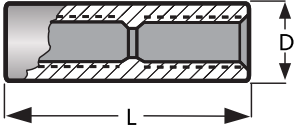
T51 (2")

							
Button bit	Diameter		Buttons, mm		Flushing hole		Part no.
	mm	inch	Front No size	Gauge No size	Side	Center	
	89	3 1/2	5×12	8×13	-	4	4189T51-13SD
	89	3 1/2	6×10	9×11	1	3	4189T51-15SF
	102	4	6×12	9×12	1	3	41102T51-15SF
	102	4	9×11	9×13	-	3	4189T51-18SU
	115	4 1/2	10×12	9×14	-	3	41102T51-19SU
	127	5	10×13	9×14	-	3	41127T51-19SU
	89	3 1/2	5×12	8×13	-	4	4189T51-13RD
	89	3 1/2	6×11	8×12	-	4	4189T51-14RD
	102	4	7×12	8×13	-	4	41102T51-14RD
	115	4 1/2	7×13	8×14	-	4	41115T51-14RD
	102	4	9×11	9×13	-	3	4189T51-18RU
	115	4 1/2	10×12	9×14	-	3	41102T51-19RU
	127	5	10×13	9×14	-	3	41127T51-19RU
	89	3 1/2	6×10	9×11	1	3	4189T51-15RF
	152	5	8×14	8×14	-	-	41152T51-16RB

Reaming bit Pilot diameter: 64 mm

Bench & long hole drilling

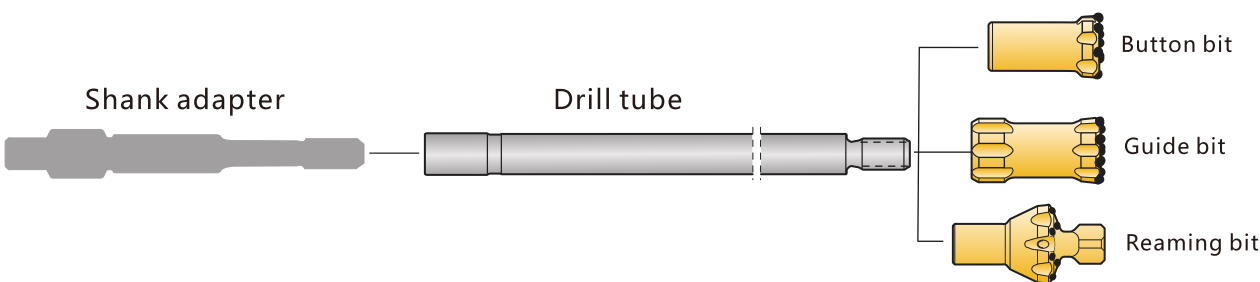
T51 (2")

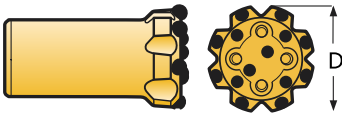

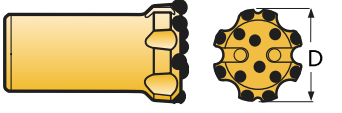
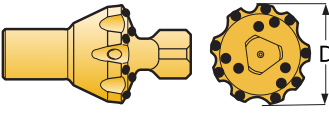
Drill rod	L		D		Part no.
	mm	foot/inch	mm	in	
	1830	6'	76	3	7376-T51MF-18
	3660	12'	76	3	7376-T51MF-36
	3660	12'	87	3 1/2	7387-T51MF-36
	1525	5'	52	2	7252-T51MF-15
	1830	6'	52	2	7252-T51MF-18
	3050	10'	52	2	7252-T51MF-30
	3660	12'	52	2	7252-T51MF-36
	4265	14'	52	2	7252-T51MF-42
	3050	10'	52	2	6252-T51-30
	3660	12'	52	2	6252-T51-36
	4265	14'	52	2	6252-T51-42
	225	8 7/8"	71	2 51/64	CS71-T51T51-22
	225	8 7/8"	76	3	CS76-T51T51-22

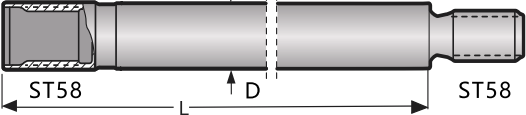
T51-T51

Bench & long hole drilling

ST58

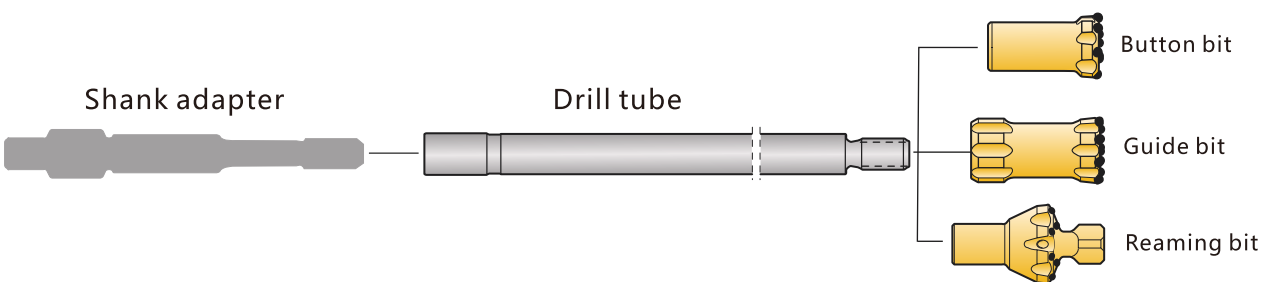


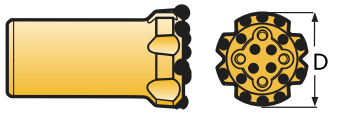

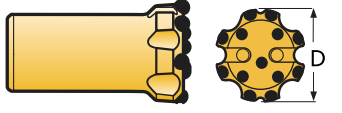
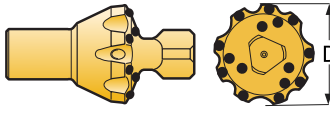
Button bit	Diameter		Buttons, mm		Flushing hole		Part no.
	mm	inch	Front No size	Gauge No size	Side	Center	
	89	3 1/2	6×12	8×12	-	4	4189ST58-14SD
	89	3 1/2	6×11	10×12	-	4	4189ST58-16GD
	89	3 1/2	6×12	8×14	-	2	4189ST58-14SF
	152	6	8×14	8×14	-	-	41152ST58-16RB
Reaming bit Pilot diameter: 76mm							

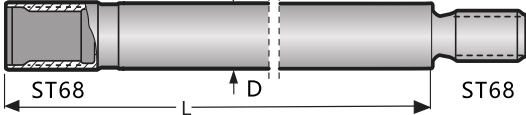
Drill tube	L		D		Part no.
	mm	foot/inch	mm	in	
	1525	5'	76	3	7476-ST58MF-15
	1830	6'	76	3	7476-ST58MF-18

Bench & long hole drilling

ST68

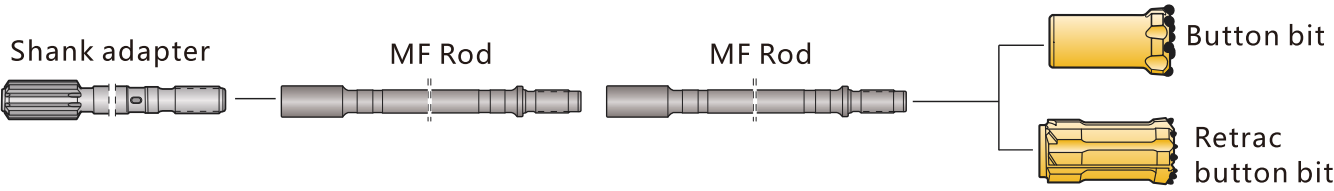


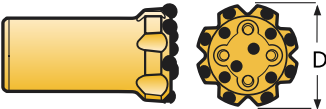




Button bit	Diameter		Buttons, mm		Flushing hole		Part no.
	mm	inch	Front No size	Gauge No size	Side	Center	
	102	4	8×12	10×12	-	4	41102ST68-18SD
	115	4 1/2	8×14	10×14	-	4	41115ST68-18SD
	102	4	8×12	10×12	-	4	41102ST68-18SD
	115	4 1/2	8×14	10×14	-	4	41115ST68-18SD
	102	3 1/2	5×14	8×16	-	2	41102ST68-13SF
	152	6	4×9	12×16	-	-	41152ST68-16RB
	204	8	3×16	18×16	-	-	41204ST68-21RB
Reaming bit Pilot diameter: 95mm and 137mm							

Drill tube	L		D		Part no.
	mm	foot/inch	mm	in	
	1525	5'	87	3 1/2	7487-ST68MF-15
	1830	6'	87	3 1/2	7487-ST68MF-18

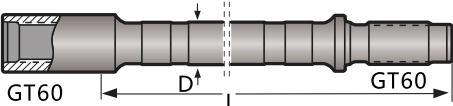
# Bench & long hole drilling

GT60



Button bit	Diameter		Buttons, mm		Flushing hole		Part no.
	mm	inch	Front No size	Gauge No size	Side	Center	
	92	3 5/8	6×12	8×14	-	4	4192GT60-14SD
	96	3 3/4	6×12	8×14	-	4	4196GT60-14SD
	102	4	9×11	9×13	-	3	41102GT60-18SU
	115	4 1/2	10×12	9×14	-	3	41115GT60-19SU
	127	5	10×13	9×16	-	3	41127GT60-19SU
	102	4	7×12	8×13	-	4	41102GT60-18RD
	115	4 1/2	7×13	8×14	-	4	41115GT60-19RD
	127	5	7×14	8×16	-	4	41127GT60-19RD
	102	4	9×11	9×13	-	3	41102GT60-18RU
	115	4 1/2	10×12	9×14	-	3	41115GT60-19RU
	127	5	10×13	9×16	-	3	41127GT60-19RU
	92	3 5/8	9×12	9×12	-	2	4192GT60-18RF
	96	3 3/4	10×12	9×13	-	2	4196GT60-19RF
	102	4	10×12	9×13	-	2	41102GT60-19RF

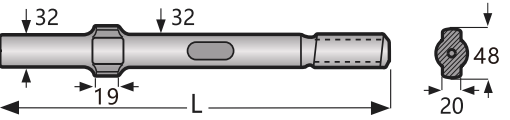

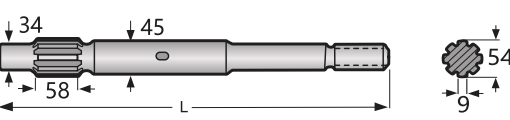
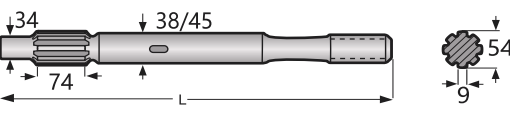
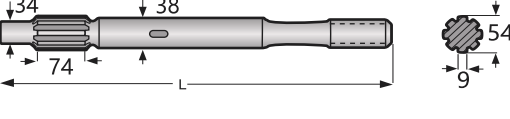
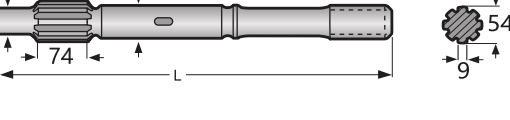
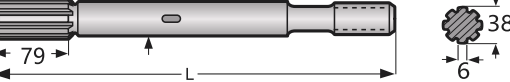
Drill Rod	L		D		Part no.
	mm	foot/inch	mm	in	
MF Rod, GT60 - Round 60 - GT60	3660	12'	60	2 3/8	7260-GT60MF-36
	4265	14'	60	2 3/8	7260-GT60MF-42



Shank adapter

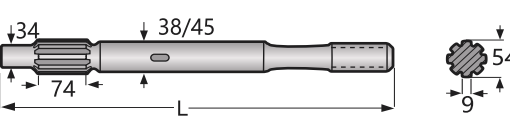
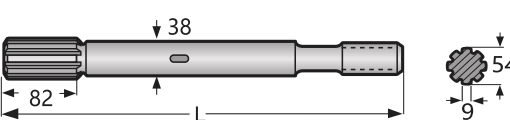
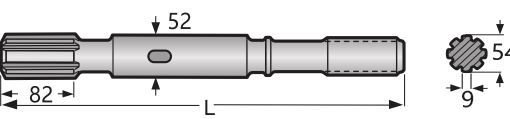
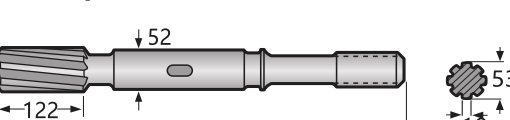
# Shank adapter

Atlas Copco

Atlas Copco	Thread	Length	Weight	Flushing	Part no.
		mm	kg	mm	
<b>Atlas Copco BBC 43, 44, 45 and 100</b> 	R32	380	2.2	10	A19L380R32D32
<b>Atlas Copco COP 1032 HD</b> 	R32	340	3.7	-	A58L340R32D45F
<b>Atlas Copco COP 1032 LE</b> 	R32	550	5.3	-	A58L550R32D45
<b>Atlas Copco COP 1036/1038 HB</b> 	T38	500	4.7	-	A74L500T38D38
<b>Atlas Copco COP 1038 HD</b> 	R32	485	4.3	-	A74L485R32D38
<b>Atlas Copco COP 1038 HL</b> 	T38	575	5.2	-	A74L575T38D38
<b>Atlas Copco COP 1132</b> 	R32	410	3.2	-	A79L410R32D35

# Shank adapter

Atlas Copco

Atlas Copco	Thread	Length	Weight	Flushing	Part no.
		mm	kg	mm	
<b>Atlas Copco COP 1238</b> 	R38	485	4.2	-	A74L485R38D38
	T38	485	4.2	-	A74L485T38D38
	T38	500	4.4	-	A74L500T38D38
	T45	500	5.0	-	A74L500T45D45
	T38	575	5.2	-	A74L575T38D38
	T38	575	5.7	-	A74L575T38D45
	T45	575	6.1	-	A74L575T45D45
<b>Atlas Copco COP 1432, COP 1532 COP1440, COP1838 HD/ME</b> 	R32	435	3.9	-	A82L435R32D38
	T35	435	4.0	-	A82L435T35D38
	R38	435	4.2	-	A82L435R38D38
	T38	435	4.2	-	A82L435T38D38
	R32	525	4.8	-	A82L525R32D38
	T35	525	4.9	-	A82L525T35D38
	T38	525	5.0	-	A82L525T38D38
<b>Atlas Copco COP 1550, COP 1838 ME/ HE</b> 	T38	525	6.2	-	A82L525T38D52
	T45	525	6.4	-	A82L525T45D52
	T51	525	6.8	-	A82L525T51D52
	T38	730	10.1	-	A94L730T38D64
	T45	730	10.5	-	A94L730T45D64
<b>Atlas Copco COP 1840 HE, COP 1850</b> 	T35	565	6.8	-	A122L565T35D52
	T38	565	7.0	-	A122L565T38D52
	T45	565	7.2	-	A122L565T45D52
	T51	565	7.4	-	A122L565T51D52

# Shank adapter

Atlas Copco

Atlas Copco	Thread	Length	Weight	Flushing	Part no.
		mm	kg	mm	
Atlas Copco COP 2150, COP 2550	T51	770	9.9	-	A122L770T51D52
Atlas Copco COP 2160, COP 2560	T51	770	11.2	-	A121L770T51D60
Atlas Copco COP 3038	T45	525	5.2	-	A82L525T45D45
Atlas Copco COP 4050 ME	GT60	700	14.5	-	A105L700GT60D70
Atlas Copco COP 4050 MUX	ST58	835	26.4	-	A107L835ST58D90
Atlas Copco COP 4050 MUX	ST68	835	26.8	-	A107L835ST68D90
Atlas Copco COP 4050 MUX	ST68	835	27.0	-	A107L835ST68D90S

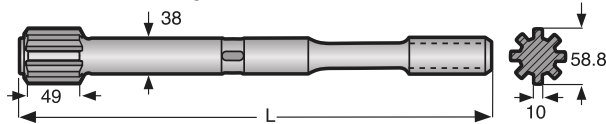
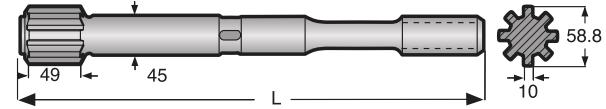
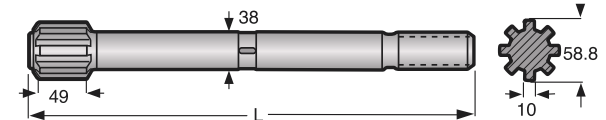
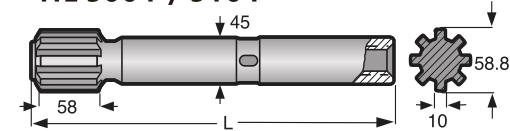
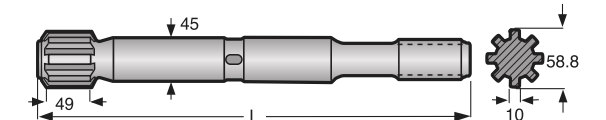
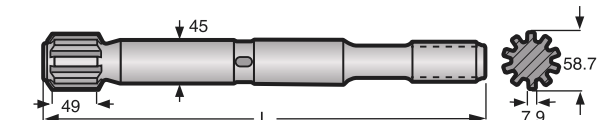
# Shank adapter

Sandvik

Sandvik	Thread	Length	Weight	Flushing	Part no.
		mm	kg	mm	
HL 300	R32	400	2.8	-	A39L400R32D32
HL 300S	R28	245	2.6	-	A39L245R28D45
HLX 3	R32	324	3.8	-	A53L324R32D45
HLX 3F	R32	205	2.6	-	A53L205R32D45
L400, L410, L500, L510, L550	R32	380	2.3	10	A20L380R32D32
HLR 438L and HLR 438T	R32	380	3.2	12.7	A37L380R32D38
HLR 438LS, 438TS, HL 538	R32	450	4.1	-	A37L450R32D38
HL538L, L550S	R38	450	4.3	-	A37L450R38D38
HL538L, L550S	T38	455	4.3	-	A37L450T38D38
HL538L, L550S	T45	545	4.8	-	A37L450T45D38

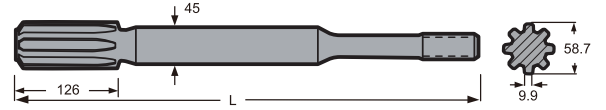
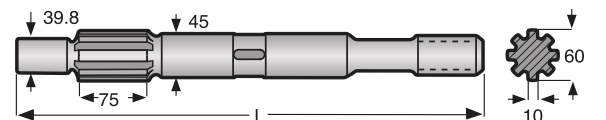
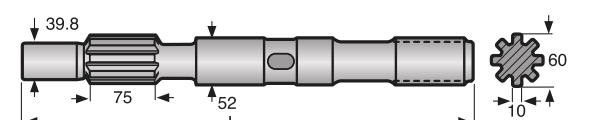
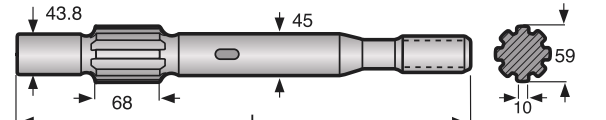

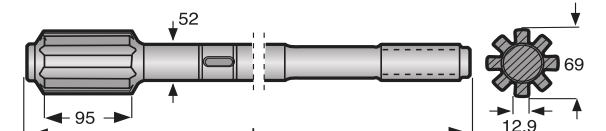
# Shank adapter

Sandvik

Sandvik	Thread	Length	Weight	Flushing	Part no.
		mm	kg	mm	
<b>HL 500-38 / 510-38</b> 	R32	550	4.3	-	A49L550R32D38
	T35	550	4.4	-	A49L550T35D38
	T38	550	4.6	-	A49L550T38D38
<b>HL 500-45 / 510-45</b> 	R32	550	5.6	-	A49L550R32D45
	T35	550	5.7	-	A49L550T35D45
	T38	550	5.8	-	A49L550T38D45
	T45	550	6.1	-	A49L550T45D45
<b>HL 500 S-38 / 510 S-38 / 510 B / 510 LH</b> 	R32	460	3.9	-	A49L460R32D38
	R38	460	4.1	-	A49L460R38D38
	T38	460	4.1	-	A49L460T38D38
	R38	500	4.3	-	A49L500R38D38
	T38	500	4.3	-	A49L500T38D38
<b>HL 500 F / 510 F</b> 	R32	350	3.6	-	A58L350R32D45
<b>HL 550 SUPER / 560 SUPER / 510 S-45</b> 	T35	500	5.3	-	A49L500T35D45
	R38	500	5.5	-	A49L500R38D45
	T38	500	5.5	-	A49L500T38D45
<b>HLX 5 / HLX 5T</b> 	R32	500	5.4	-	A49L500R32D45X
	T35	500	5.4	-	A49L500T35D45X
	R38	500	5.6	-	A49L500R38D45X
	T38	500	5.6	-	A49L500T38D45X
	R32	575	6.4	-	A49L575R32D45X
	T35	575	6.4	-	A49L575T35D45X
	T38	575	6.6	-	A49L575T38D45X
	T45	575	6.8	-	A49L575T45D45X

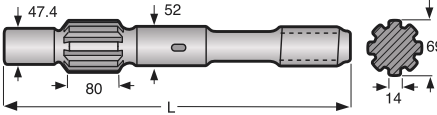
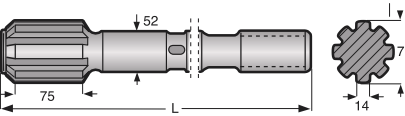
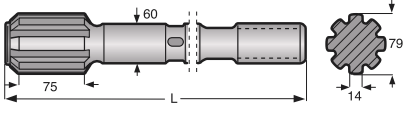
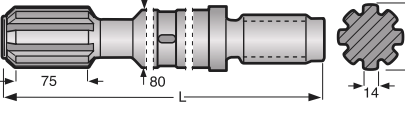
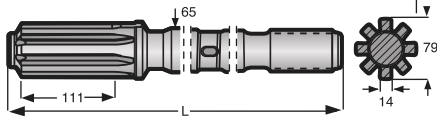
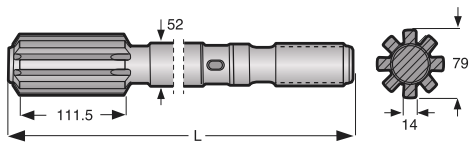
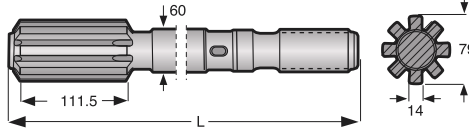
# Shank adapter

Sandvik

Sandvik	Thread	Length	Weight	Flushing	Part no.
		mm	kg	mm	
<b>HLX5 PE-45</b> 	R32	575	6.3	-	A126L575R32D45
	T38	575	6.4	-	A126L575T38D45
<b>HL 600-45 / 600 S-45</b> 	R32	525	5.9	-	A75L525R32D45
	T38	525	6.0	-	A75L525T38D45
	T45	525	6.1	-	A75L525T45D45
	T38	600	6.7	-	A75L600T38D45
	T45	600	6.8	-	A75L600T45D45
<b>HL 600-52</b> 	T45	650	8.0	-	A75L650T45D52
	T51	650	8.2	-	A75L650T51D52
<b>HL 645</b> 	T38	600	6.6	-	A68L600T38D45
	T45	600	6.8	-	A68L600T45D45
<b>HL 650-45 / 700-45 / 700T-45 / 710-45 / 800T-45</b> 	T38	600	6.6	-	A95L600T38D45
	T45	600	6.8	-	A95L600T45D45
<b>HL 650-52, 700-52 / PE-52 / S-52, 710-52 / S-52 / PE-52 / SPE-52, 800T-52 / PE-52</b> 	T38	600	8.3	-	A95L600T38D52
	T45	600	8.8	-	A95L600T45D52
	T51	600	8.9	-	A95L600T51D52

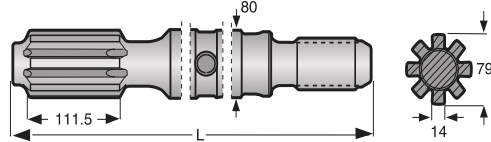
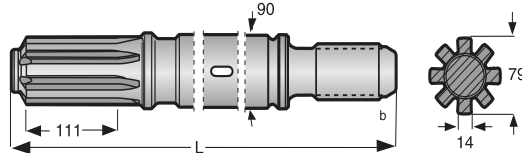
# Shank adapter

Sandvik

Sandvik	Thread	Length	Weight	Flushing	Part no.
		mm	kg	mm	
<b>HL 850, 850S</b> 	T45	670	9.8	-	A80L670T45D52
	T51	670	10.1	-	A80L670T51D52
<b>HL 1000-52 / 1000S-52</b> 	T45	590	8.7	-	A75L590T45D52
	T51	590	8.8	-	A75L590T51D52
	T45	670	10.3	-	A75L670T45D52
	T51	670	11.0	-	A75L670T51D52
<b>HL 1000-60</b> 	T51	670	13.3	-	A75L670T51D60
	GT60	670	13.8	-	A75L670GT60D60
<b>HL 1000S-80, Tube drilling</b> 	ST58	635	18.2	-	A75L635ST58D80
	ST68	640	19.1	-	A75L640ST68D80
<b>HL 1000PE-65 / HL 1500PE-65 / HL 1560T-65</b> 	T51	760	16.8	-	A111L760T51D65
	GT60	760	17.2	-	A111L760GT60D65
<b>HL 1500-52 / 1500T-52</b> 					
	T51	710	11.9	-	A111L710T51D52
<b>HL 1500-60 / 1500T-60</b> 	T51	760	16.1	-	A111L760T51D60
	GT60	760	16.2	-	A111L760GT60D60

# Shank adapter

Sandvik

Sandvik	Thread	Length	Weight	Flushing	Part no.
		mm	kg	mm	
<b>HL 1500S-80 Tube drilling</b> 	ST58	635	18.8	-	A111L635ST58D80
	ST68	635	19.0	-	A111L635ST68D80
<b>HL 1500 SPE-90 Tube drilling</b> 	ST58	635	21.8	-	A111L635ST58D90
	ST68	635	22.0	-	A111L635ST68D90

\*Boart, Furukawa, Gardner-Denver, Ingersoll-Rand and Montabert models are also available