





Horizontal (In Line) Type Fiber Optic Splicing Closure (FOSC)

Model no. and dimension info

Number of ports	Model No.	Product Pictures		Dimension	Capacity (Cores)	Cable Size ϕ
				L*W*H (mm)		
1 in 1 out	FOSC-H11-12-96A			280*200*90	6-96	5-20
2 in 2 out	FOSC-H22-6/12S			320*125*60	6-12	5-20
2 in 2 out	FOSC-H22-12S			550*220*45	12	5-20
2 in 2 out	FOSC-H22-12/24			390*180*95	12-24	7-25
2 in 2 out	FOSC-H22-12/24S			209*146*30	12-24	7-25
2 in 2 out	FOSC-H22-12-48R			480*160*105	12-48	7-28

2 in 2 out	FOSC-H22-12-48SC			340*150*70	12-48	7-28
2 in 2 out	FOSC-H22-12-72			480*160*105	12-72	8-32
2 in 2 out	FOSC-H22-12-96			440*170*110	12-96	8-35
2 in 2 out	FOSC-H22-12-96C			460*210	12-96	7-28
2 in 2 out	FOSC-H22-12-144			430*190*140	12-144	8-38
2 in 2 out	FOSC-H22-24-48			410*170*75	24-48	7-28
2 in 2 out	FOSC-H22-24-144			645*220*165	24-144	8-38
3 in 3 out	FOSC-H33-6-96			450*216*110	6-96	7-28

3 in 3 out	FOSC-H33-12-96			445*220*105	24-96	5-28
3 in 3 out	FOSC-H33-12-96SR			430*190*110	12-96	5-28
3 in 3 out	FOSC-H33-12-144A			323*202*86	12-144	7-35
3 in 3 out	FOSC-H33-12-192			450*216*160	12-192	8-38
3 in 3 out	FOSC-H33-24-144			430*190*140	24-144	7-35
3 in 3 out	FOSC-H33-48-288			560*240*130	48-288	8-38
4 in 4 out	FOSC-H44-24-96			430*190*110	24-96	5-28
4 in 4 out	FOSC-H44-12-144			430*190*140	12-144	7-35

4 in 24 out	FOSC-H424A			420*240*140	6-48	5-35
6 in 8 out	FOSC-H68-24-96			460*200*120	12-96	5-38

Main Features

- High impact-resistant polymer PC/PP/ABS body material
- Mechanical sealing with Silicon rubber provides IP68 protection level
- Fiber-bending radius guaranteed more than 40mm.
- The application of temperature : -40°C~65°C
- The closure is of small volume, big capacity and convenient maintenance.
- Full accessories supplied with closure body
- Insulation resistance: >2×10⁴MΩ
- Dielectric strength: 15KV (DC)/1 min spark-over and no flying arc.
- Max.Splicing capacity up to 288 fibers for bunchy fiber and 576 for ribbon fibers

Full Supplying List

Name of Components	Quantity	Usage	Remarks
Housing (bottom)	1 set	Protecting fiber cable splices in whole	Dimension as per list
Splice Tray (FOST)	1-6 sets	Fixing heat shrink protective sleeve and holding fibers	Bunchy:6,12,24 (cores) Ribbon: 3 (pieces)
Foundation	1 set	Fixing fiber cable, reinforced core and	N/A
Seal Fitting	2-8 sets	Sealing between FOSC cover and FOSC	N/A
Port Plug	2-8 sets	Sealing empty ports	N/A
Pressure Testing Value	1 set	After injecting air, it is used for pressure	Configuration as per requirement
Earthing Deriving Device	4 pieces	Deriving metallic parts of fiber cable in FOSC for earthing connection	Configuration as per requirement
Insulation Tape	1 roll	Enlarging diameter of fiber cable for easy	N/A
Seal Tape	1 roll	Enlarging diameter of fiber cable which fits in with seal fitting	Configuration as per specification
Hanging Hook	1 set	For aerial use	N/A
Earthing Wire	1 piece	Putting through between earthing devices	N/A
Abrasive Cloth	1 piece	Grind the fiber	N/A
Labeling Paper	1 piece	Labeling fiber	N/A
Special Wrench	1 piece	Fixing bolts of housing and insert plate	N/A
Instruction Manual	1 piece	Standard installation	N/A

* Special requirement will be fulfilled on request, please contact your sales representative for details.

* For current stock quantity or lead time, please contact your sales representative.