



H4 UTX™ PV Cable Connector

The new H4 UTX™ from Amphenol Industrial Solar Technologies (AIST) is a robust DC connector triple-certified to UL 6703 1000V, EN50521 1500V (Class A), and JET 1500V specifications, making it currently the only connector available for usage in all major global PV markets. The H4 UTX™ is an evolution of AIST's well-known H4 connector, with the same solar industry-standard mating compatibility, Amphenol's low resistance RADSOK® contact technology, ability to accept wire gauges from 14AWG/2.5mm² to 8 AWG/10mm², and an IP68 rating. An enhancement over the H4, is the H4 UTX™'s ratcheting gland back nut, which prevents backspin once the nut is tightened. The amount and characteristics of materials used to make the UTX™ have resulted in a more efficient and optimized design. By using gland nuts, environmental gaskets, wire-retention collets, and contacts that accept multiple wire gauges, part count goes down and cost-savings goes up. AIST's H4 UTX™ connector is the ideal choice for all PV modules and installations around the world.

Features:

- Triple-Certified to UL 1000V, TUV 1500V - Class A (all access), and JET 1500V
- Mates with existing H4s and typical PV industry standard
- NEC Code Compliant (no locking sleeve required)
- 0.25 mΩ low contact resistance RADSOK® contact
- Accepts wire gauges from 14AWG/2.5mm² to 8 AWG/10mm²
- IP68 Rating (mated)
- UL94 V-0 (self extinguishing)
- RoHS, REACH, PAHS, and Halogen-free compliant
- Wide operating temperature range (-40 °C to 90 °C)



Specifications:

Electrical Characteristics

- Triple-Certified to UL 1000V, TUV 1500V - Class A (all access), and JET 1500V
- 0.25 mΩ low resistance RADSOK® contact
- Accepts wire gauges from 14AWG/2.5mm² to 8 AWG/10mm²

Mechanical Characteristics

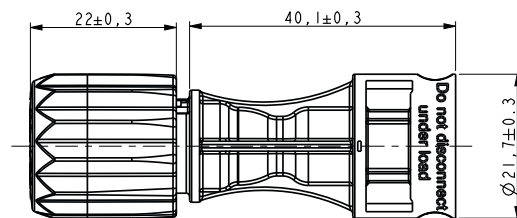
- Mates with existing H4s and other typical PV industry standards
- Accepts wire gauges from 14AWG/2.5mm² to 8 AWG/10mm²
- Wide operating temperature range (-40 C to 90 C)
- UL94 V-0 (self extinguishing)

Environmental Protection

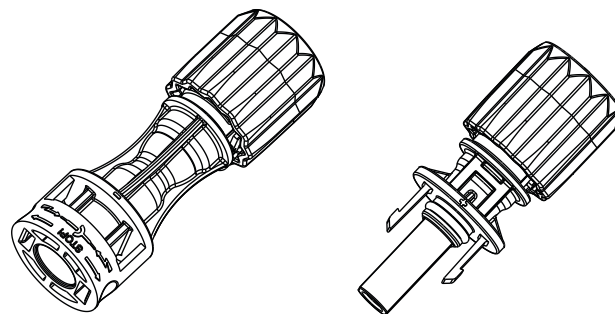
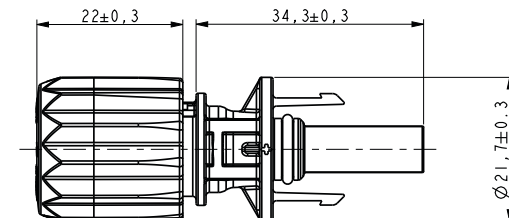
- IP68 Rating (mated)

Safety Features

- NEC Code Compliant (no locking sleeve required)
- UL94 V-0 (self extinguishing)
- RoHS, REACH, PAHS, and Halogen-free compliant



Dimensions are in mm.



UTX How to order

1	2	3	4	5	6	7	8
UTX	C	F	A	4	A	M	Blank
Product Line	Product Type	Gender	Connector Type	Contact Size*	Approvals	Packaging	Variations
UTX	H4 UTX	C Connector	F Female + M Male -	A 2.5mm ² /14 AWG, 4mm ² /12 AWG, 6mm ² /10 AWG (Stamped & Formed Contacts) L 10mm ² /8 AWG (UTX-XL) (Cold Formed Contacts)	0 No Contacts 2 2.5mm ² /14 AWG 4 4mm ² /12 AWG, 6mm ² /10 AWG 8 10mm ² /8 AWG (UTX-XL)	A UL/TÜV/JET Certified	I 1 pc/bag (800 pcs/box) C 100 pcs/bag (10 bags/box) M 500 pcs/bag (2 bags/box)

***Note:** 10mm²/8 AWG (UTX-XL) contacts cannot be ordered separately and must be specified

Example:

Female UTX connector with 4mm²/12 AWG contact, shipped 500 pcs/bag (2 bags/box): UTXCFA4AM

Male UTX-XL connector with 10mm²/8 AWG contact, shipped 100 pcs/bag (10 bags/box): UTXCML8AC

UTX Stamped & Formed Contact Reels (How to order)

1		2		3		4		5	
UTX		F		F		4		R	
Product Line		Product Type		Gender		Contact Size*		Packaging	
UTX	H4 UTX	F	Connector	F	Female +	2	2.5mm²/14 AWG	R	2000 pcs/reel
				M	Male -	4	4mm²/12 AWG, 6mm²/10 AWG		

***Note:** 10mm²/8 AWG (UTX-XL) contacts are not available on reels

Example:

Female UTX contact size 4mm²/12 AWG and 6mm²/10 AWG reel: UTXFF4R

Male UTX contact size 2.5mm²/14 AWG reel: UTXFM2R

Notice: Specifications are subject to change without notice. Contact your nearest Amphenol Corporation Sales Office for the latest specifications. All statements, information and data given herein are believed to be accurate and reliable but are presented without guarantee, warranty, or responsibility of any kind, expressed or implied. Statements of suggestions concerning possible use of our products are made without representation or warranty that any such use is free of patent infringement and are not recommendations to infringe any patent. The user should assume that all safety measures are indicated or that other measures may not be required. Specifications are typical and may not apply to all connectors.

For further information on your individual application requirements, contact: Amphenol Corporation

North America:
Amphenol Industrial Operations
180 N. Freeport Drive, Plant 4
Nogales, AZ 85621
Tel: (520) 285-5130
Fax: (520) 285-5134

Email: tech@amphenol-aio.com

Europe:
Amphenol Industrial Operations Europe
Via Barbaiana 5
1-20020 Lainate (MI) Italy
Tel: +39 02 93254.204
Fax: +39 02 93254.444

Email: info@amphenol-aio.com

Middle East:
Amphenol Middle East Enterprises FZE
Office C-37 PO Box 21107
Ajman Free Zone, UAE
Tel: +9 716-7422494
Fax: +9 716-7422941

Email: jhussain@amphenol-industrial.com

Asia:
Amphenol Technology Shenzhen Ltd
Block 5 Fuan 2nd Industrial Park
Dayang Rd, Fuyong Baoan
Baoan, Shenzhen, China 518103
Tel: +86 755 2881 8389
Fax: +86 755 2991 8310
Email: enquiry@amphenol-aio.com