

Features:

- 650V Schottky Diode
- Zero Reverse Recovery Current
- High Frequency Operation
- Positive Temperature Coefficient
- Temperature independent

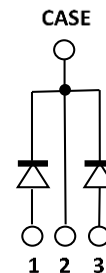
Switching

Benefits:

- Unipolar Rectifier
- Minimal switching loss
- Higher Efficiency
- Low cooling requirement

Symbol	Value	Unit
V_{RRM}	650	V
I_F ($T_C = 143^\circ\text{C}$)	40	A
$*Q_C$	43	nC

Outline

TO-247-3
Circuit

Applications:

- Switch Mode Power Supply
- Booster diodes in PFC, DC/DC
- AC/DC converters

Maximum Ratings (*Per leg)

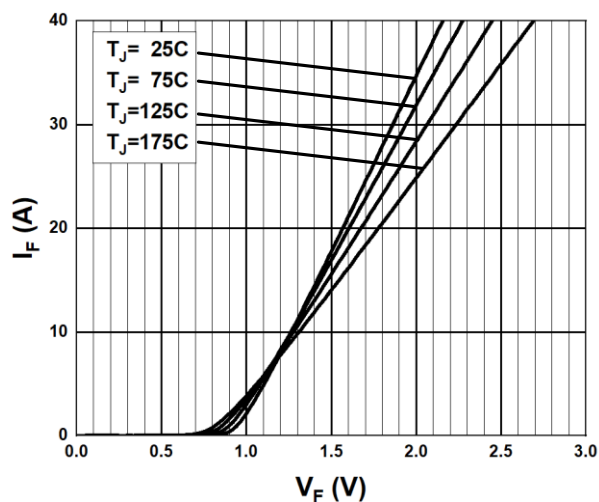
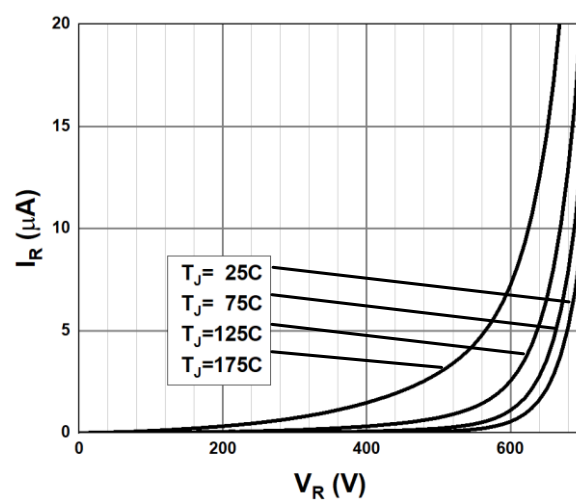
Symbol	Parameter	Value	Unit	Test Conditions
V_R	DC Peak Reverse Voltage	650	V	$T_J = 25^\circ\text{C}$
V_{RRM}	Repetitive Peak Reverse	650	V	$T_J = 25^\circ\text{C}$
V_{RSM}	Surge Peak Reverse Voltage	650	V	$T_J = 25^\circ\text{C}$
I_F	Continuous Forward Current	*52/104 *23.5/47 *20/40	A	$T_C = 25^\circ\text{C}$ $T_C = 135^\circ\text{C}$ $T_C = 143^\circ\text{C}$
I_{FRM}	Repetitive Peak Forward Surge Current	*128 *105	A	$T_C = 25^\circ\text{C}$, $T_P = 10\text{ms}$, Half Sine Wave $T_C = 125^\circ\text{C}$, $T_P = 10\text{ms}$, Half Sine Wave
I_{FSM}	Non-Repetitive Peak Forward Surge Current	*153 *132	A	$T_C = 25^\circ\text{C}$, $T_P = 10\text{ms}$, Half Sine Wave $T_C = 125^\circ\text{C}$, $T_P = 10\text{ms}$, Half Sine Wave
P_D	Power Dissipation	*170 *57	W	$T_C = 25^\circ\text{C}$ $T_C = 125^\circ\text{C}$
$T_{J,max}$	Operating Junction Temperature	175	$^\circ\text{C}$	
T_{stg}	Storage Temperature Range	-55 to 175	$^\circ\text{C}$	

Thermal characteristics (*Per leg)

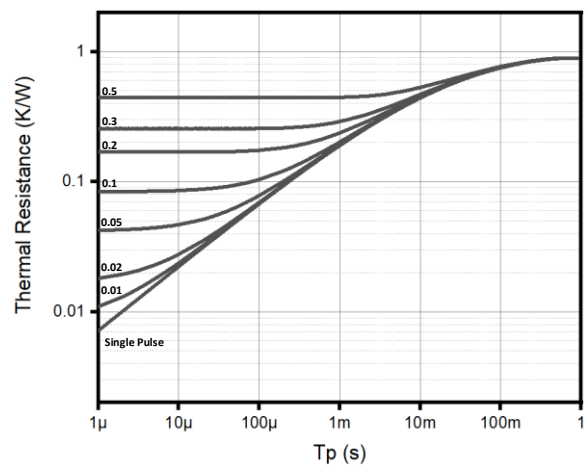
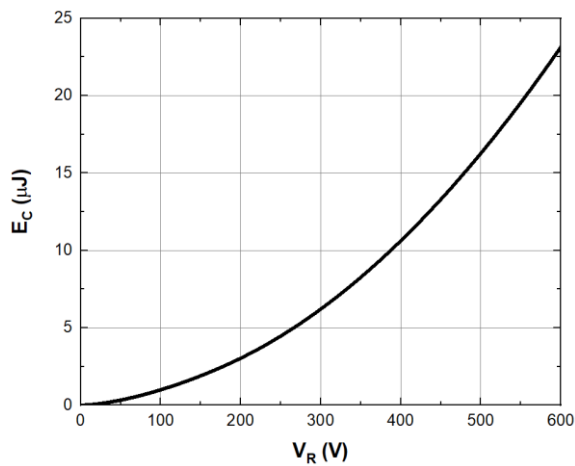
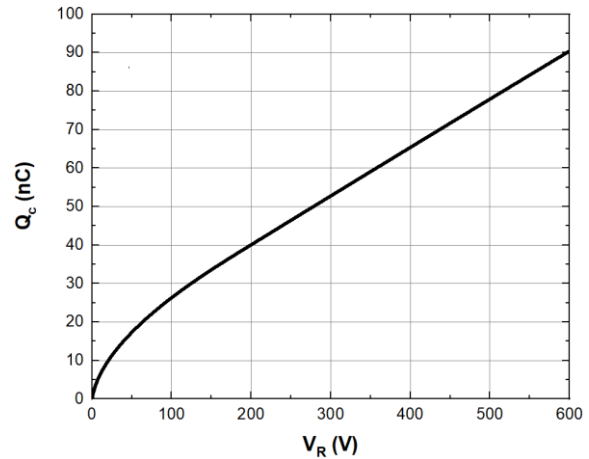
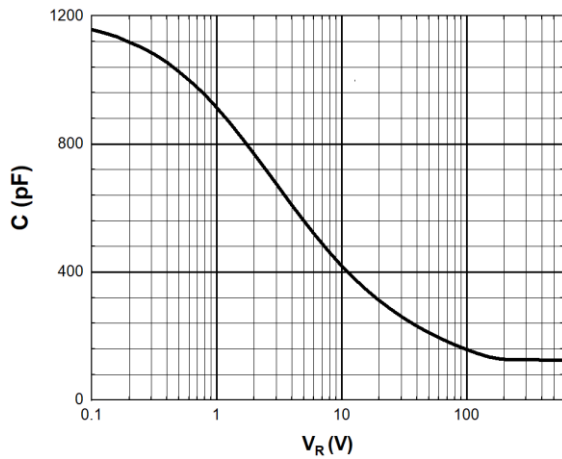
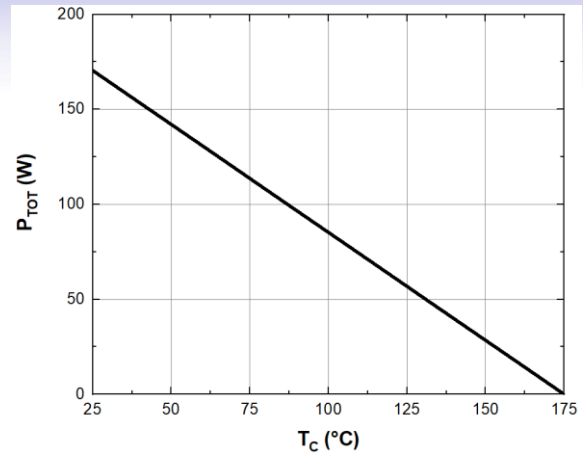
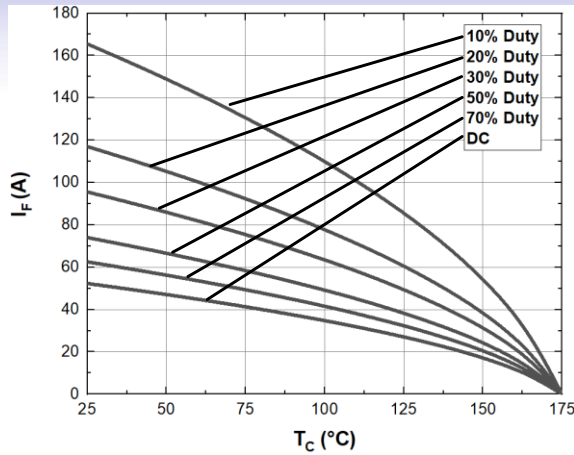
Symbol	Parameter	Min.	Typ.	Max.	Unit
R_{thJC}	Thermal resistance		*0.88/0.44		°C/W

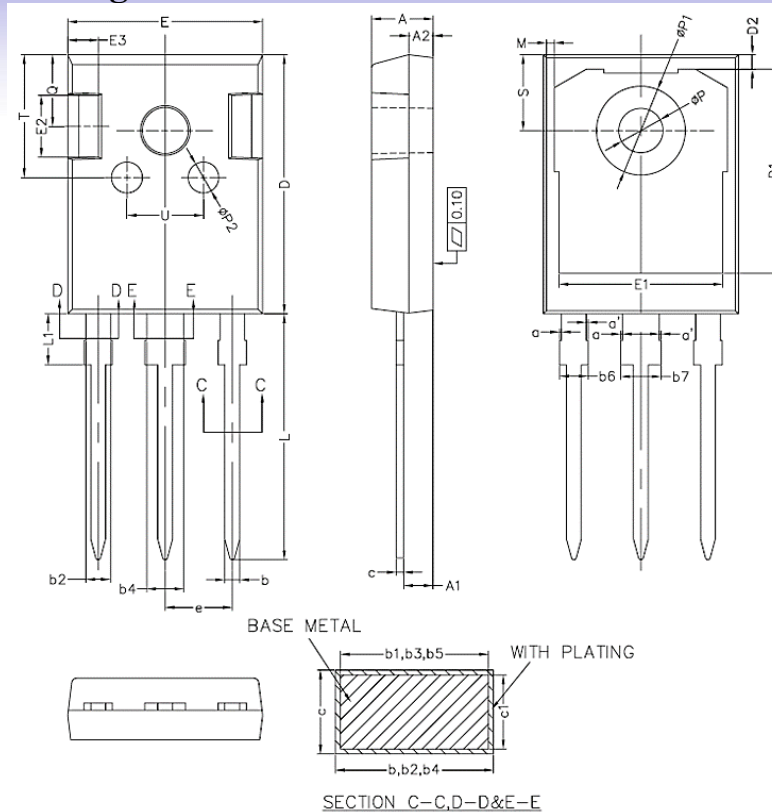
Electrical Characteristics (Per leg)

Symbol	Parameter	Value			Unit	Test Conditions
		Min.	Typ.	Max.		
V_{DC}	DC Blocking Voltage	650			V	$I_R = 500\mu A$, $T_J = 25^\circ C$
V_F	Forward Voltage		1.55	1.9	V	$I_F = 20A$, $T_J = 25^\circ C$
			1.8	2.1		$I_F = 20A$, $T_J = 175^\circ C$
I_R	Reverse Current		5	100	μA	$V_R = 650V$, $T_J = 25^\circ C$
			50	500		$V_R = 650V$, $T_J = 175^\circ C$
Q_C	Total Capacitive Charge		43		nC	$I_F = 20A$, $dI/dt = 400A/\mu s$ $T_J = 25^\circ C$, $V_R = 400V$
C	Total Capacitance		915		pF	$V_R = 1V$, $T_J = 25^\circ C$, $f = 1 MHz$
			128			$V_R = 200V$, $T_J = 25^\circ C$, $f = 1 MHz$
			127			$V_R = 400V$, $T_J = 25^\circ C$, $f = 1 MHz$

Typical Performance (Per leg)

Fig. 1 Forward Characteristics

Fig. 2 Reverse Characteristics

Typical Performance (per leg)



Package TO-247-3 (Unit: mm)

 COMMON DIMENSIONS
 (UNITS OF MEASURE=MILLIMETER)

SYMBOL	MIN	NOM	MAX
A	4.90	5.00	5.10
A1	2.31	2.41	2.51
A2	1.90	2.00	2.10
a	0	—	0.15
a'	0	—	0.15
b	1.16	—	1.26
b1	1.15	1.2	1.22
b2	1.96	—	2.06
b3	1.95	2.00	2.02
b4	2.96	—	3.06
b5	2.95	3.00	3.02
b6	—	—	2.25
b7	—	—	3.25
c	0.59	—	0.66
c1	0.58	0.60	0.62
D	20.90	21.00	21.10
D1	16.25	16.55	16.85
D2	1.05	1.20	1.35
E	15.70	15.80	15.90
E1	13.10	13.30	13.50
E2	4.90	5.00	5.10
E3	2.40	2.50	2.60
e	5.34	5.44	5.54
L	19.80	19.92	20.10
L1	—	—	4.30
M	0.35	—	0.95
P	3.50	3.60	3.70
P1	7.00	—	7.40
P2	2.40	2.50	2.60
Q	5.60	—	6.00
S	6.05	6.15	6.25
T	9.80	—	10.20
U	6.00	—	6.40

NOTES:
 1. ALL DIMENSIONS REFER TO JEDEC STANDARD
 TO-247 AD DO NOT INCLUDE MOLD FLASH
 OR PROTRUSIONS.
 2. EJECTION MARK DEPTH 0.10 ± 0.15
 0.05

This Product has not been designed or tested for use in, and is not intended for use in, applications implanted into the human body nor in applications in which failure of the product could lead to death, personal injury or property damage, including but not limited to equipment used in the operation of nuclear facilities, life-support machines, systems, or air-traffic control systems.

The information given in this document shall in no event be regarded as a guarantee of conditions or characteristics. With respect to any examples, hints or any typical values stated herein and/or any information regarding the application of the product, AZ Power Inc. disclaims any and all warranties and liabilities of any kind, including without limitation warranties of non-infringement of intellectual property rights of any third party.